




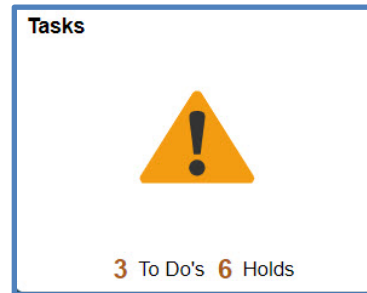
Student Homepage Tiles



Profile

Profile Tile:

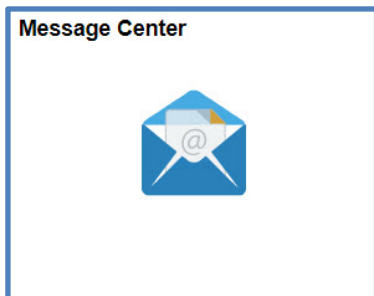
- Personal Details
- Contact Details
- Addresses
- Emergency Contacts
- Ethnicity
- Privacy Restrictions



Tasks

Tasks Tile:


- To Do Lists
- Holds



Message Center

Message Center Tile:


- Message Center



Manage Classes

Manage Classes:


- View My Classes
- View My Exam Schedule
- Enrollment Dates
- Class Search and Enroll
- Enroll by My Requirements
- Shopping Cart
- Drop, Update and Swap Classes
- Browse Course Catalog
- Planner



Financial Account

Financial Account:


- Account Balance
- Charges Due
- Payments
- 1098 T (Tax Information)
- Payment Plans



Financial Aid

Financial Aid:

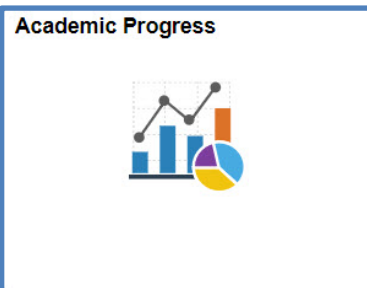
- Aid Year Information
- Accept and Decline Awards
- Satisfactory Academic Progress (SAP)
- Loan Counseling



Academic Records

Academic Records:

- Course History
- View Grades
- View Unofficial Transcripts
- View Transfer Credit Report
- Evaluate Transfer Credit
- View My Milestones



Academic Progress

Academic Progress:

- Academic Progress
- View What-If Reports
- Advisors
- View My Advising Notes
- Apply for Graduation
- View Graduation Status

Profile Tile:

- Personal Details – Review name information and add preferred name.
- Contact Details – Review, add and edit contact details, such as; email and phone numbers.
- Addresses – Review, add and edit addresses.
- Emergency Contacts – Review, edit and add emergency contact information.
- Ethnicity – Review and update ethnicity and background information.
- Privacy Restrictions – Review and update privacy restrictions, such as; names, personal data, phone numbers, addresses, email addresses, extracurricular activities, and photograph.

Tasks Tile:

- To Do Lists – Review and respond to To Do List items on your student account.
- Holds – Review holds on your student account. These can be positive or punitive.

Message Center Tile:

- Message Center – Review and respond to messages sent to you by various different departments within your institution.

Manage Classes Tile:

- View My Classes – View the classes you are enrolled in for the term.
- View My Exam Schedule – View your final exam schedule for the term.
- Enrollment Date – View your enrollment dates for terms in the academic year.
- Class Search and Enroll – Search for classes by keywords and enroll in classes.
- Enroll by My Requirements – Review your Academic Advisement Report and enroll by classes that are not yet fulfilled.
- Shopping Cart – Review and Enroll in classes from your Shopping Cart. You can also validate that the courses in your Shopping Cart are still open or what is needed for your program.
- Drop, Update and Swap Classes – Ability to drop, update (if your institution allows) and swap classes based on your institutions academic calendar.
- Browse Course Catalog – Search for classes in the course catalog.
- Planner – Review, add and edit your educational planner.

Financial Account Tile:

- Account Balance – Review your account balance
- Charges Due – Review details about charges that are due on your student account
- Payments – Make payments on your student account
- 1098 T (Tax Information) – Review and authorize electronic delivery of your 1098-T Tax Information
- Payment Plans – Sign up for and make payments on a payment plan

Financial Aid Tile:

- Aid Year Information – Review your awards for the given academic year.
- Accept and Decline Awards – Ability to accept and decline awards.
- Satisfactory Academic Progress (SAP) - Review your SAP status and review your Institutional SAP Policy.
- Loan Counseling – Review and complete your Loan Counseling.

Academic Records:

- Course History – Review previous course history.
- View Grades – view grades for the current term.
- View Unofficial Transcripts – Review your unofficial transcript.
- View Transfer Credit Report – View any transfer credits applied to your student record.
- Evaluate Transfer Credit – Evaluate how transfer credits will be applied to a given program or institution.
- View My Milestones – Review milestones placed on your student account.

Academic Progress:

- Academic Progress – Review the status of your academic progress as it applies to your program.
- View What-If Reports – Run What-If reports for programs other than the program that you are currently perusing.
- Advisors – View your assigned advisor(s) and their contact information.
- View My Advising Notes – View and respond to notes sent by advisors.
- Apply for Graduation – Complete your application for graduation.
- View Graduation Status – Review where your graduation application is in the process