

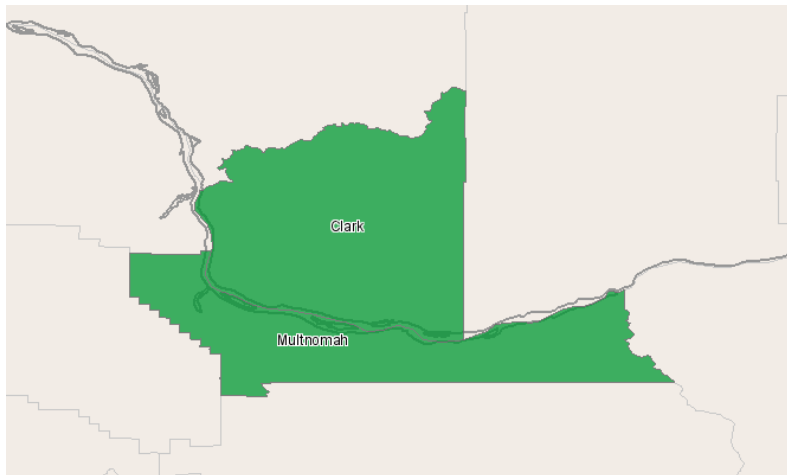
# Clark College



1933 Fort Vancouver Way  
Vancouver, Washington 98663

## Occupation Report

Vancouver, WA/Portland, OR



## Region Info - Vancouver,WA/Portland, OR

Clark Co and Multnomah Co.

County Areas	Multnomah, OR (41051), Clark, WA (53011)
--------------	--

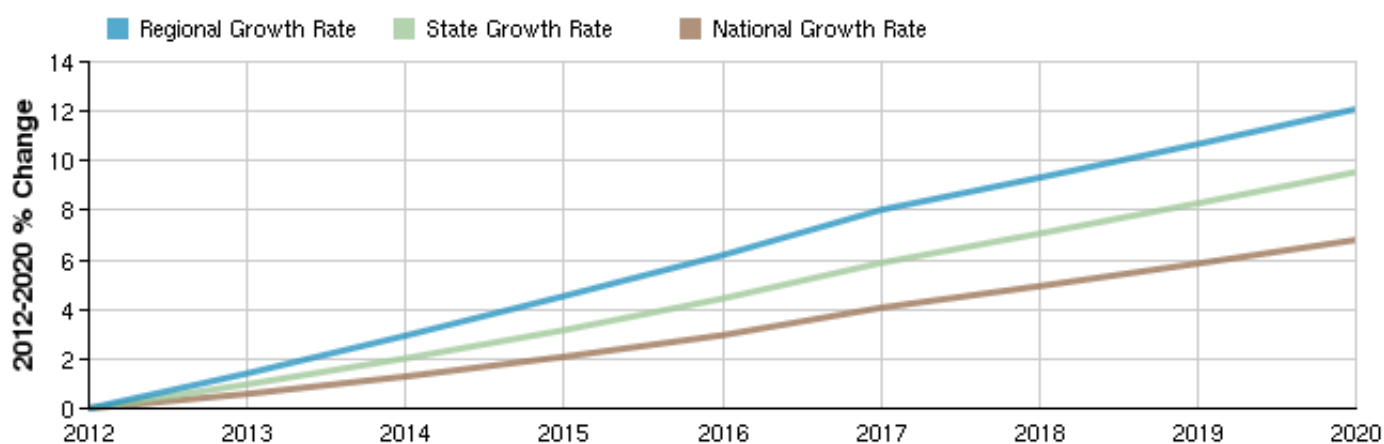
## Selected Occupations

Occupation	Education Level
Surveyors (SOC 17-1022)	Bachelor's degree
Surveying and Mapping Technicians (SOC 17-3031)	Moderate-term on-the-job training

## Executive Summary

Basic Information	
2012 Occupational Jobs	738
2020 Occupational Jobs	827
Total Change	89
Total % Change	12.19%
Openings	208
2012 Avg Hourly Earnings	\$27.11

## Occupational Change Summary

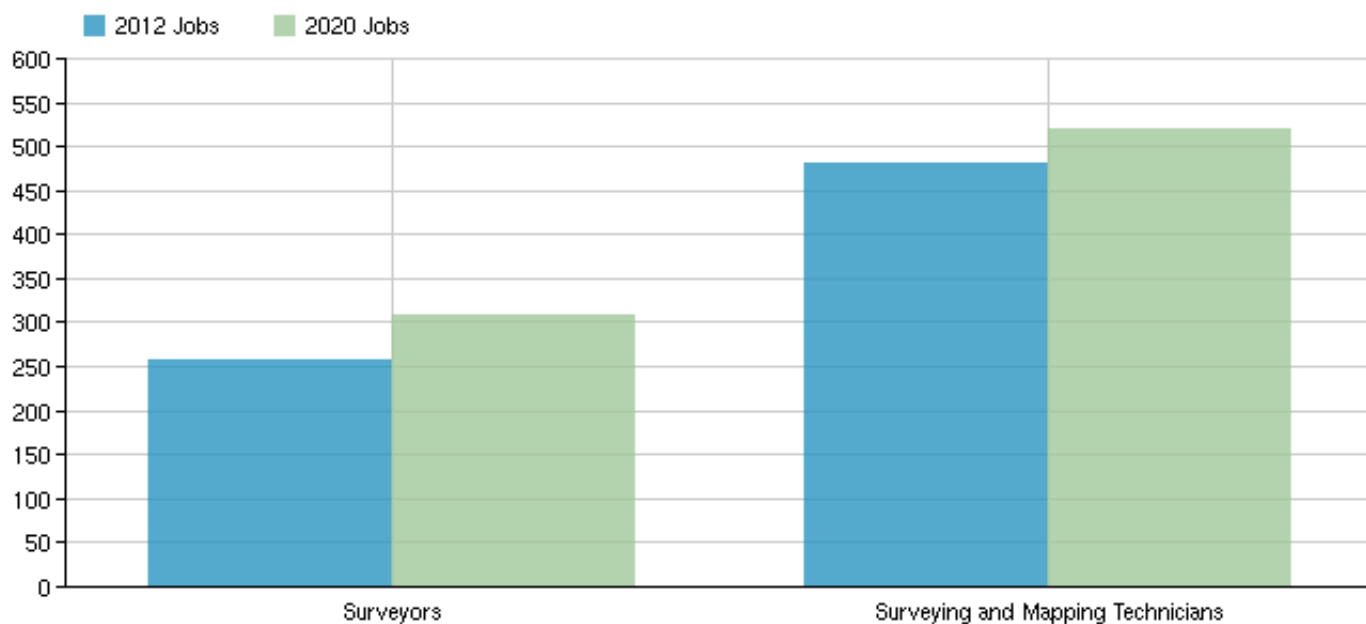


Region	2012 Jobs	2020 Jobs	Change	% Change	Openings	2012 Avg Hourly Earnings
Regional Total	738	827	89	12%	208	\$27.11
State Total	4,268	4,675	407	10%	1,153	\$25.42
National Total	112,549	120,208	7,659	7%	29,294	\$23.36

Source: EMSI Complete Employment - 2012.4

Region	2012 Jobs	2020 Jobs	Change	% Change	Openings	2012 Avg Hourly Earnings
--------	-----------	-----------	--------	----------	----------	--------------------------

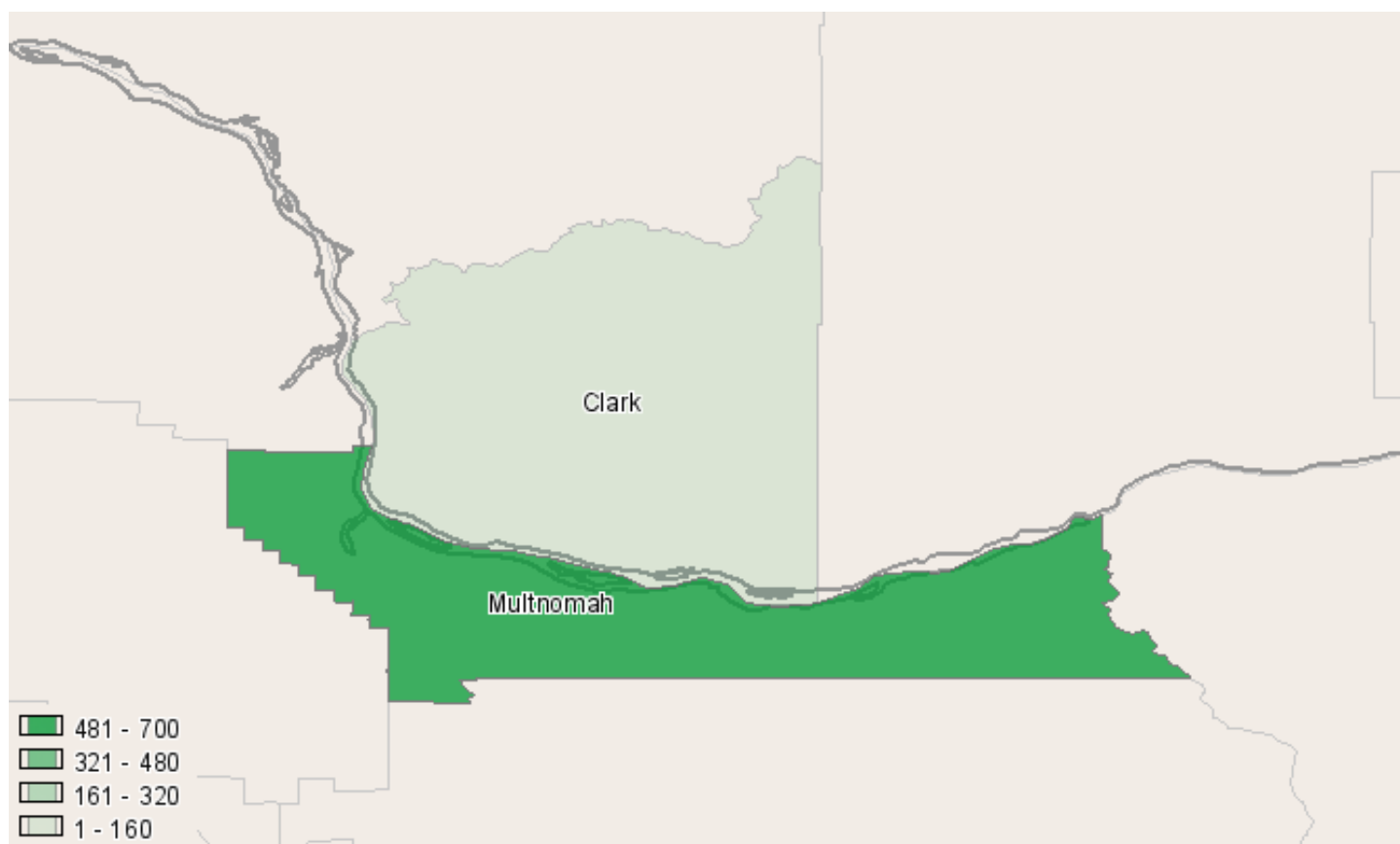
## Occupational Breakdown



SOC Code	Description	2012 Jobs	2020 Jobs	Openings	2012 Avg Hourly Earnings
17-1022	Surveyors	257	309	96	\$33.19
17-3031	Surveying and Mapping Technicians	481	519	112	\$23.85
	Total	738	827	208	\$27.11

Source: EMSI Complete Employment - 2012.4

## Occupation Distribution



County	2012 Jobs
Multnomah, OR (41051)	656
Clark, WA (53011)	82

Source: EMSI Complete Employment - 2012.4

## Data Sources and Calculations

### Occupation Data

Organizing regional employment information by occupation provides a workforce-oriented view of the regional economy. EMSI's occupation data are based on EMSI's industry data and regional staffing patterns taken from the Occupational Employment Statistics program (U.S. Bureau of Labor Statistics). Wage information is partially derived from the American Community Survey. The occupation-to-program (SOC-to-CIP) crosswalk is based on one from the U.S. Department of Education, with customizations by EMSI.

### State Data Sources

This report uses state data from the following agencies: Oregon Employment Department, Oregon Labor Market Information System; Washington State Employment Security Department, Labor Market and Economic Analysis Branch.