

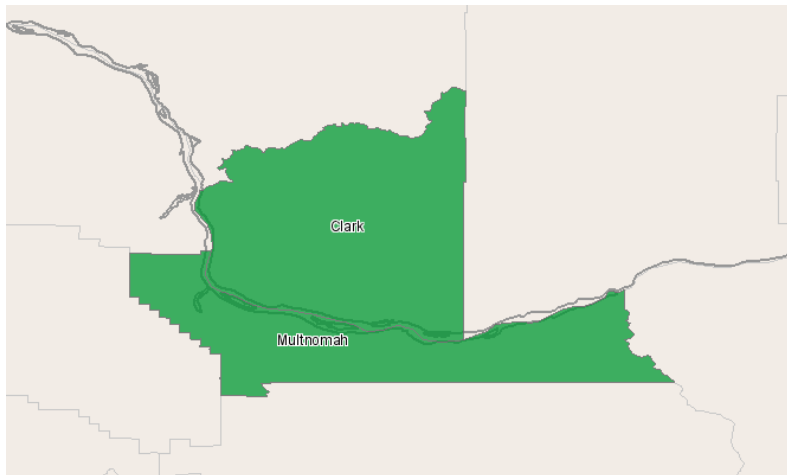
# Clark College



1933 Fort Vancouver Way  
Vancouver, Washington 98663

## Occupation Report

Vancouver, WA/Portland, OR



## Region Info - Vancouver,WA/Portland, OR

Clark Co and Multnomah Co.

County Areas	Multnomah, OR (41051), Clark, WA (53011)
--------------	------------------------------------------

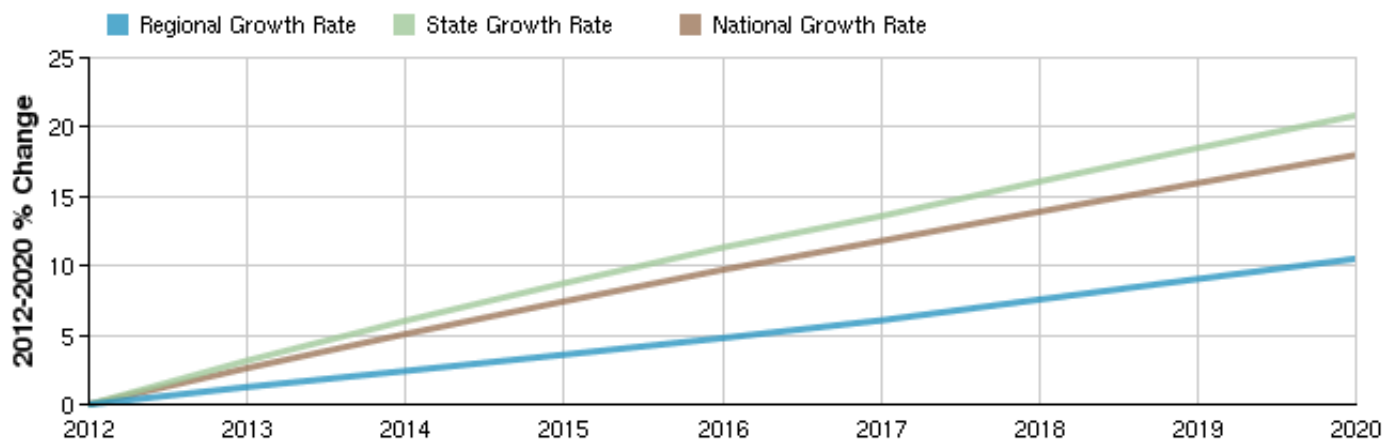
## Selected Occupations

Occupation	Education Level
Pharmacy Technicians (SOC 29-2052)	Moderate-term on-the-job training

## Executive Summary

Basic Information	
2012 Occupational Jobs	1,531
2020 Occupational Jobs	1,692
Total Change	161
Total % Change	10.51%
Openings	374
2012 Avg Hourly Earnings	\$18.05

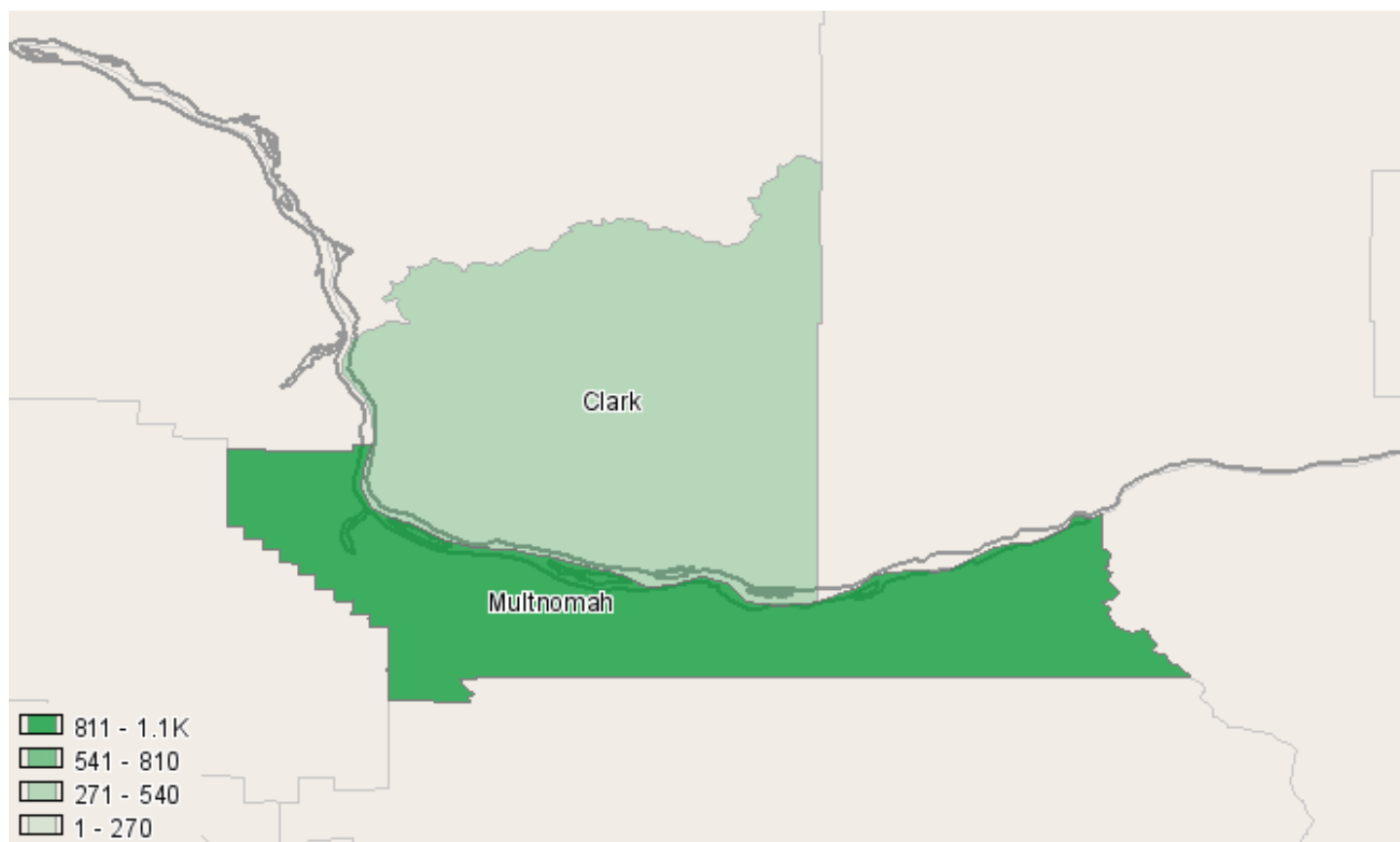
## Occupational Change Summary



Region	2012 Jobs	2020 Jobs	Change	% Change	Openings	2012 Avg Hourly Earnings
Regional Total	1,531	1,692	161	11%	374	\$18.05
State Total	12,313	14,878	2,565	21%	4,283	\$17.67
National Total	351,912	415,217	63,305	18%	114,816	\$14.44

Source: EMSI Complete Employment - 2012.4

## Occupation Distribution



County	2012 Jobs
Multnomah, OR (41051)	1,062
Clark, WA (53011)	469

Source: EMSI Complete Employment - 2012.4

## Data Sources and Calculations

### Occupation Data

Organizing regional employment information by occupation provides a workforce-oriented view of the regional economy. EMSI's occupation data are based on EMSI's industry data and regional staffing patterns taken from the Occupational Employment Statistics program (U.S. Bureau of Labor Statistics). Wage information is partially derived from the American Community Survey. The occupation-to-program (SOC-to-CIP) crosswalk is based on one from the U.S. Department of Education, with customizations by EMSI.

### State Data Sources

This report uses state data from the following agencies: Oregon Employment Department, Oregon Labor Market Information System; Washington State Employment Security Department, Labor Market and Economic Analysis Branch.