

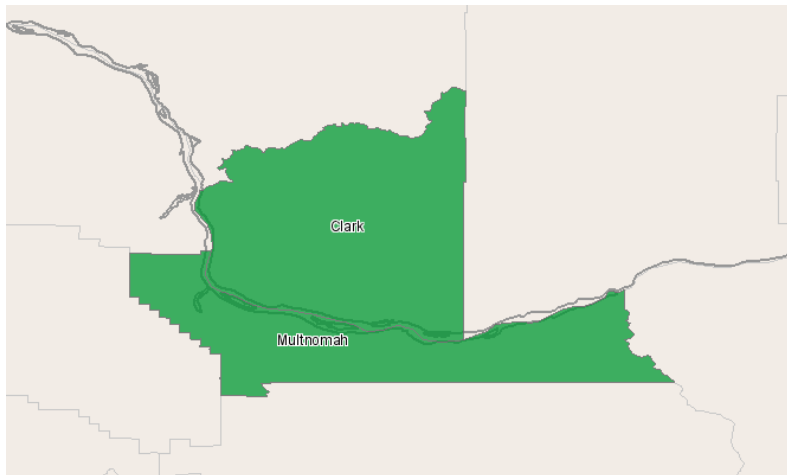
Clark College



1933 Fort Vancouver Way
Vancouver, Washington 98663

Occupation Report

Vancouver, WA/Portland, OR



Region Info - Vancouver,WA/Portland, OR

Clark Co and Multnomah Co.

County Areas	Multnomah, OR (41051), Clark, WA (53011)
--------------	--

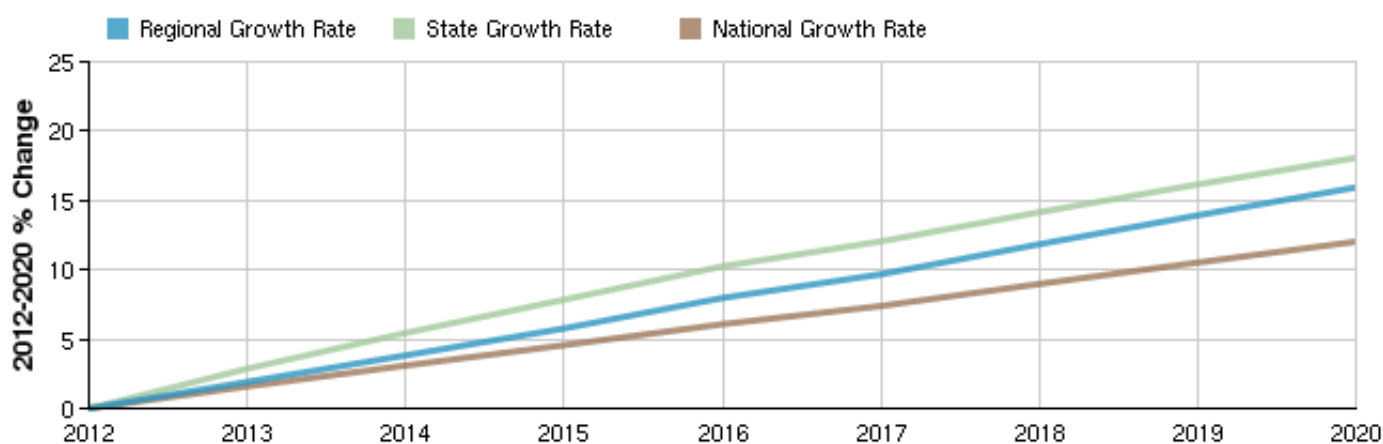
Selected Occupations

Occupation	Education Level
Computer Programmers (SOC 15-1131)	Bachelor's degree
Computer Support Specialists (SOC 15-1159)	Associate's degree

Executive Summary

Basic Information	
2012 Occupational Jobs	4,939
2020 Occupational Jobs	5,727
Total Change	788
Total % Change	15.93%
Openings	1,785
2012 Avg Hourly Earnings	\$25.68

Occupational Change Summary

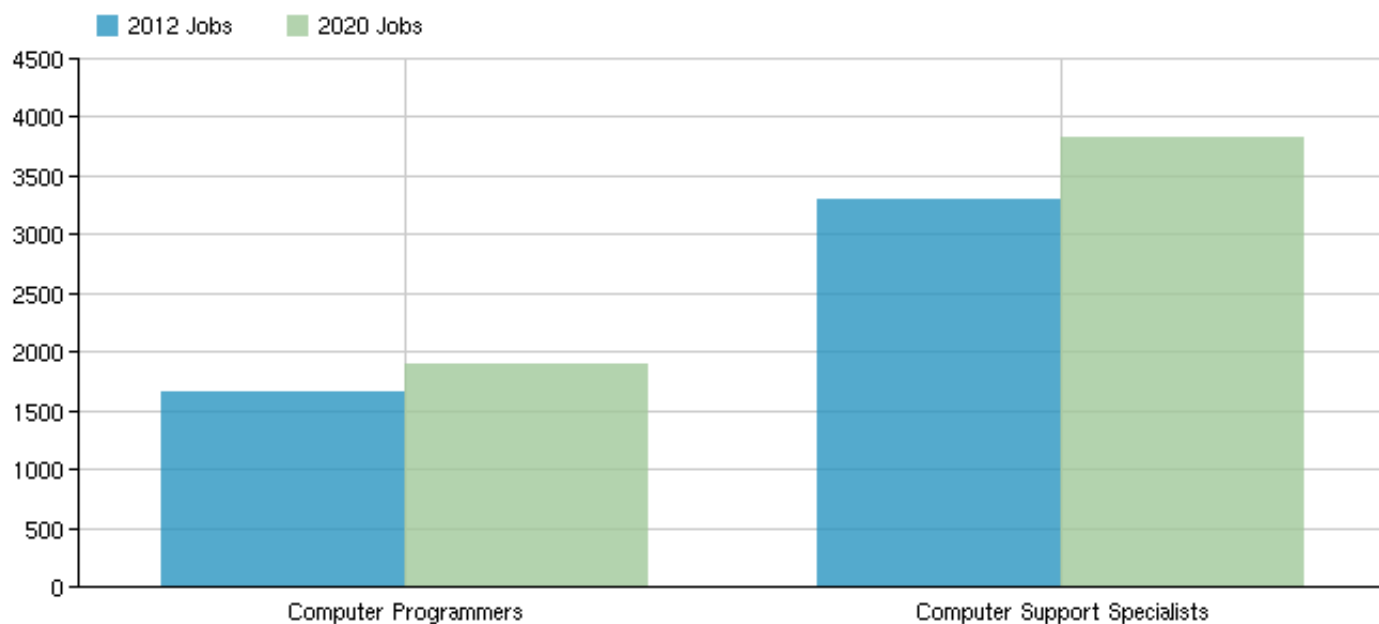


Region	2012 Jobs	2020 Jobs	Change	% Change	Openings	2012 Avg Hourly Earnings
Regional Total	4,939	5,727	788	16%	1,785	\$25.68
State Total	44,679	52,755	8,076	18%	17,046	\$30.80
National Total	1,120,041	1,254,737	134,696	12%	365,896	\$28.45

Source: EMSI Complete Employment - 2012.4

Region	2012 Jobs	2020 Jobs	Change	% Change	Openings	2012 Avg Hourly Earnings
--------	-----------	-----------	--------	----------	----------	--------------------------

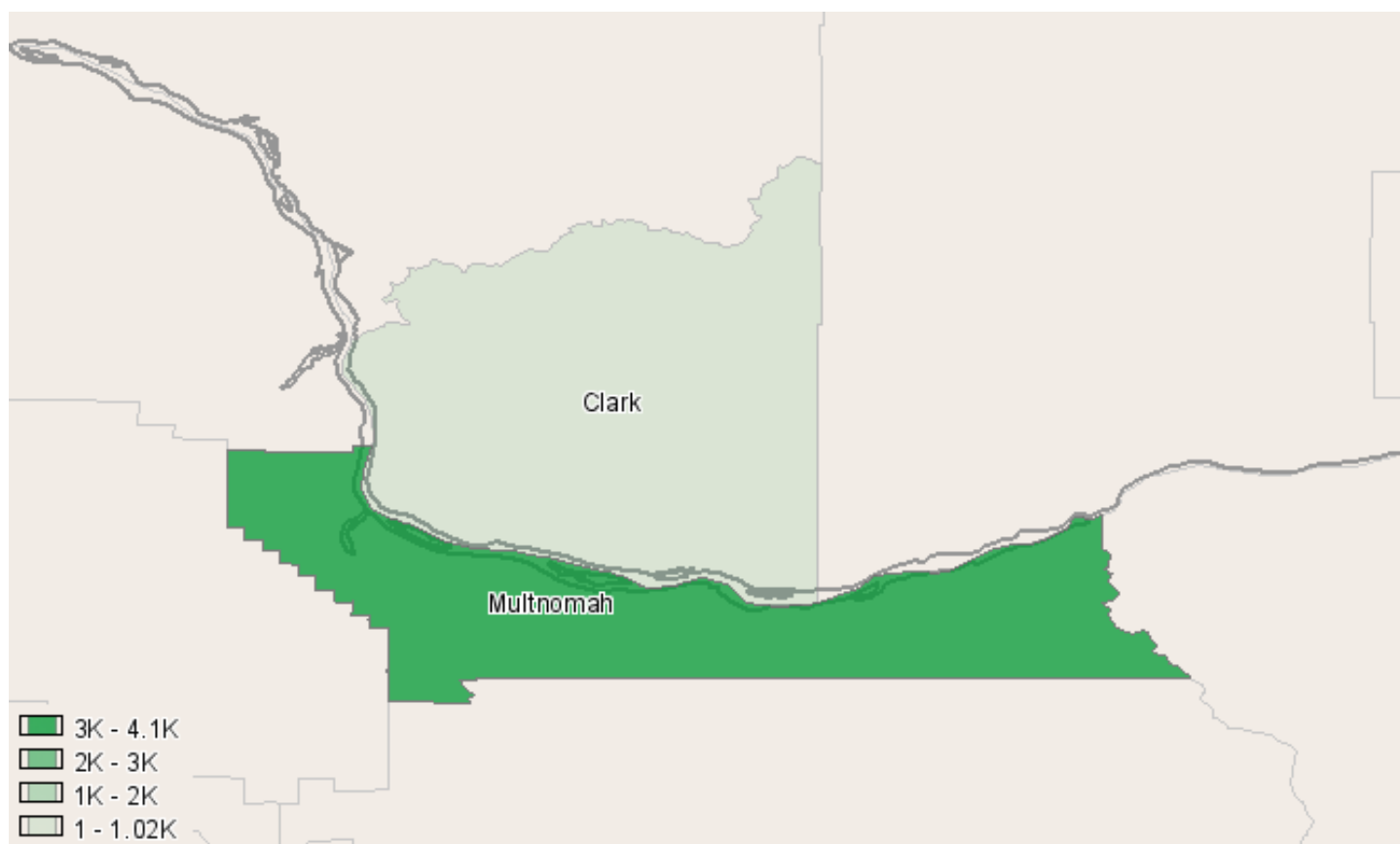
Occupational Breakdown



SOC Code	Description	2012 Jobs	2020 Jobs	Openings	2012 Avg Hourly Earnings
15-1131	Computer Programmers	1,649	1,901	559	\$29.42
15-1159	Computer Support Specialists	3,290	3,825	1,227	\$23.80
	Total	4,939	5,727	1,785	\$25.68

Source: EMSI Complete Employment - 2012.4

Occupation Distribution



County	2012 Jobs
Multnomah, OR (41051)	4,085
Clark, WA (53011)	854

Source: EMSI Complete Employment - 2012.4

Data Sources and Calculations

Occupation Data

Organizing regional employment information by occupation provides a workforce-oriented view of the regional economy. EMSI's occupation data are based on EMSI's industry data and regional staffing patterns taken from the Occupational Employment Statistics program (U.S. Bureau of Labor Statistics). Wage information is partially derived from the American Community Survey. The occupation-to-program (SOC-to-CIP) crosswalk is based on one from the U.S. Department of Education, with customizations by EMSI.

State Data Sources

This report uses state data from the following agencies: Oregon Employment Department, Oregon Labor Market Information System; Washington State Employment Security Department, Labor Market and Economic Analysis Branch.