

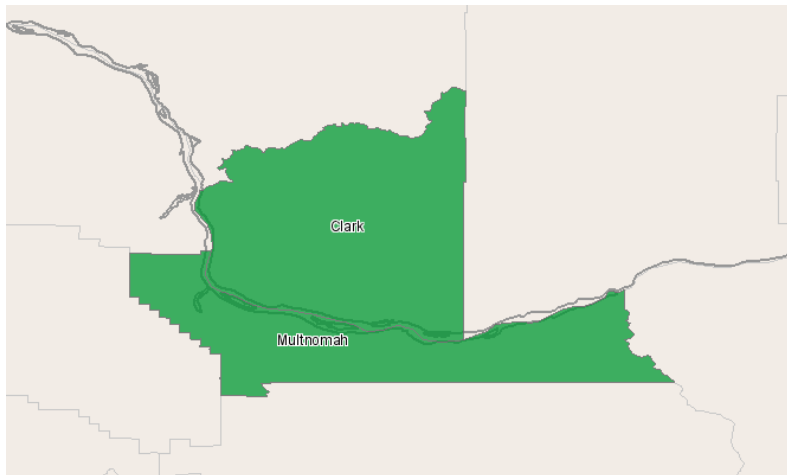
Clark College



1933 Fort Vancouver Way
Vancouver, Washington 98663

Occupation Report

Vancouver, WA/Portland, OR



Region Info - Vancouver,WA/Portland, OR

Clark Co and Multnomah Co.

County Areas	Multnomah, OR (41051), Clark, WA (53011)
--------------	--

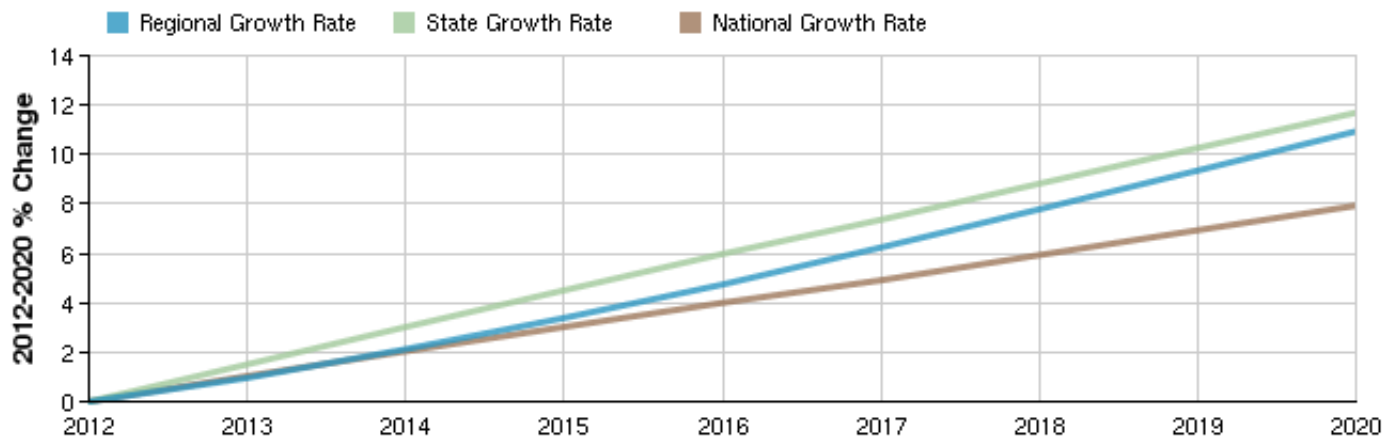
Selected Occupations

Occupation	Education Level
First-Line Supervisors of Office and Administrative Support Workers (SOC 43-1011)	Work experience in a related occupation
Correspondence Clerks (SOC 43-4021)	Short-term on-the-job training
Human Resources Assistants, Except Payroll and Timekeeping (SOC 43-4161)	Short-term on-the-job training
Executive Secretaries and Executive Administrative Assistants (SOC 43-6011)	Work experience in a related occupation
Secretaries and Administrative Assistants, Except Legal, Medical, and Executive (SOC 43-6014)	Short-term on-the-job training
Word Processors and Typists (SOC 43-9022)	Short-term on-the-job training
Office Clerks, General (SOC 43-9061)	Short-term on-the-job training
Office and Administrative Support Workers, All Other (SOC 43-9799)	Short-term on-the-job training

Executive Summary

Basic Information	
2012 Occupational Jobs	39,620
2020 Occupational Jobs	43,952
Total Change	4,332
Total % Change	10.94%
Openings	9,870
2012 Avg Hourly Earnings	\$18.82

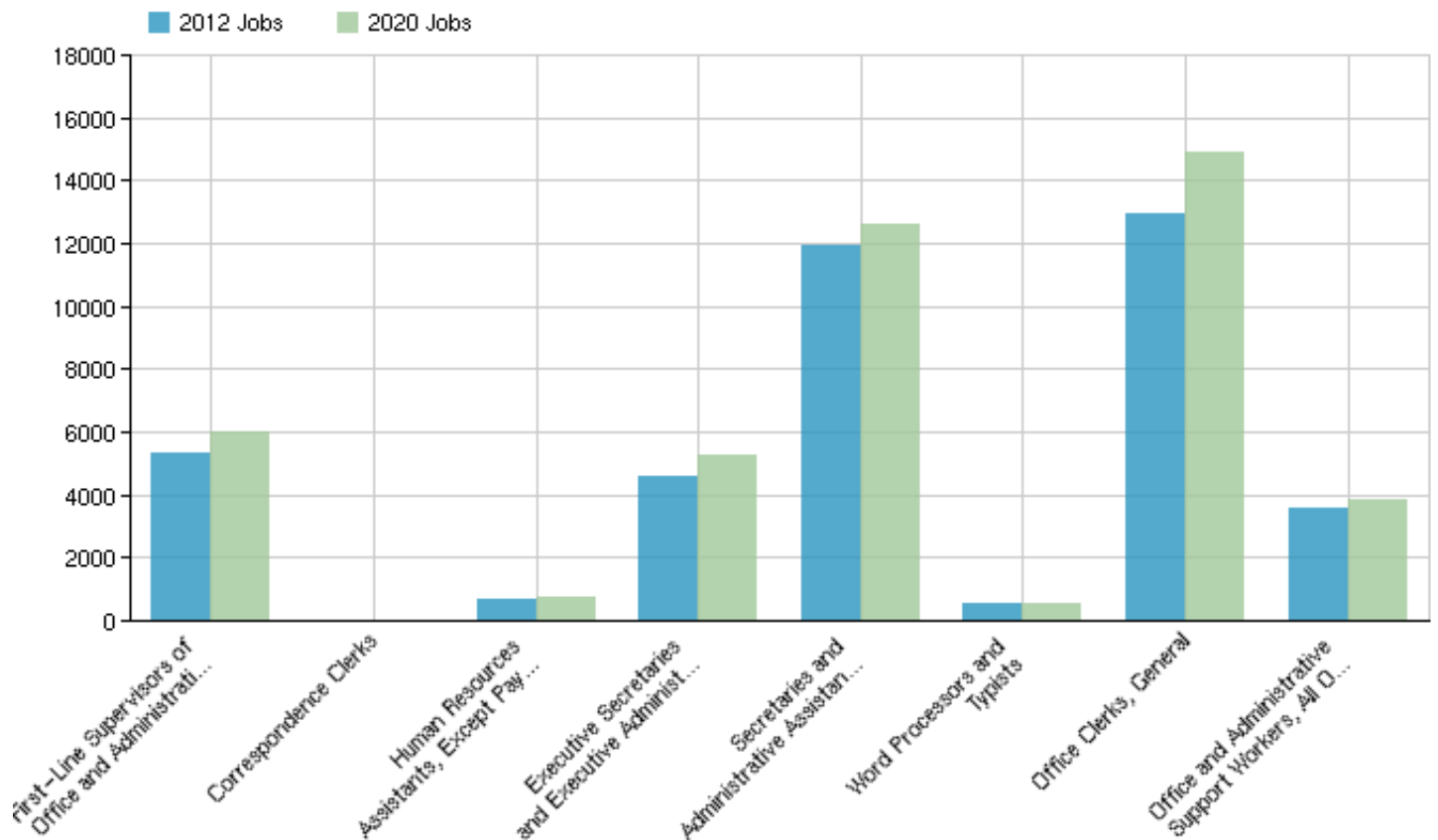
Occupational Change Summary



Region	2012 Jobs	2020 Jobs	Change	% Change	Openings	2012 Avg Hourly Earnings
Regional Total	39,620	43,952	4,332	11%	9,870	\$18.82
State Total	273,079	305,004	31,925	12%	70,914	\$18.38
National Total	9,189,803	9,918,416	728,613	8%	2,066,575	\$17.67

Source: EMSI Complete Employment - 2012.4

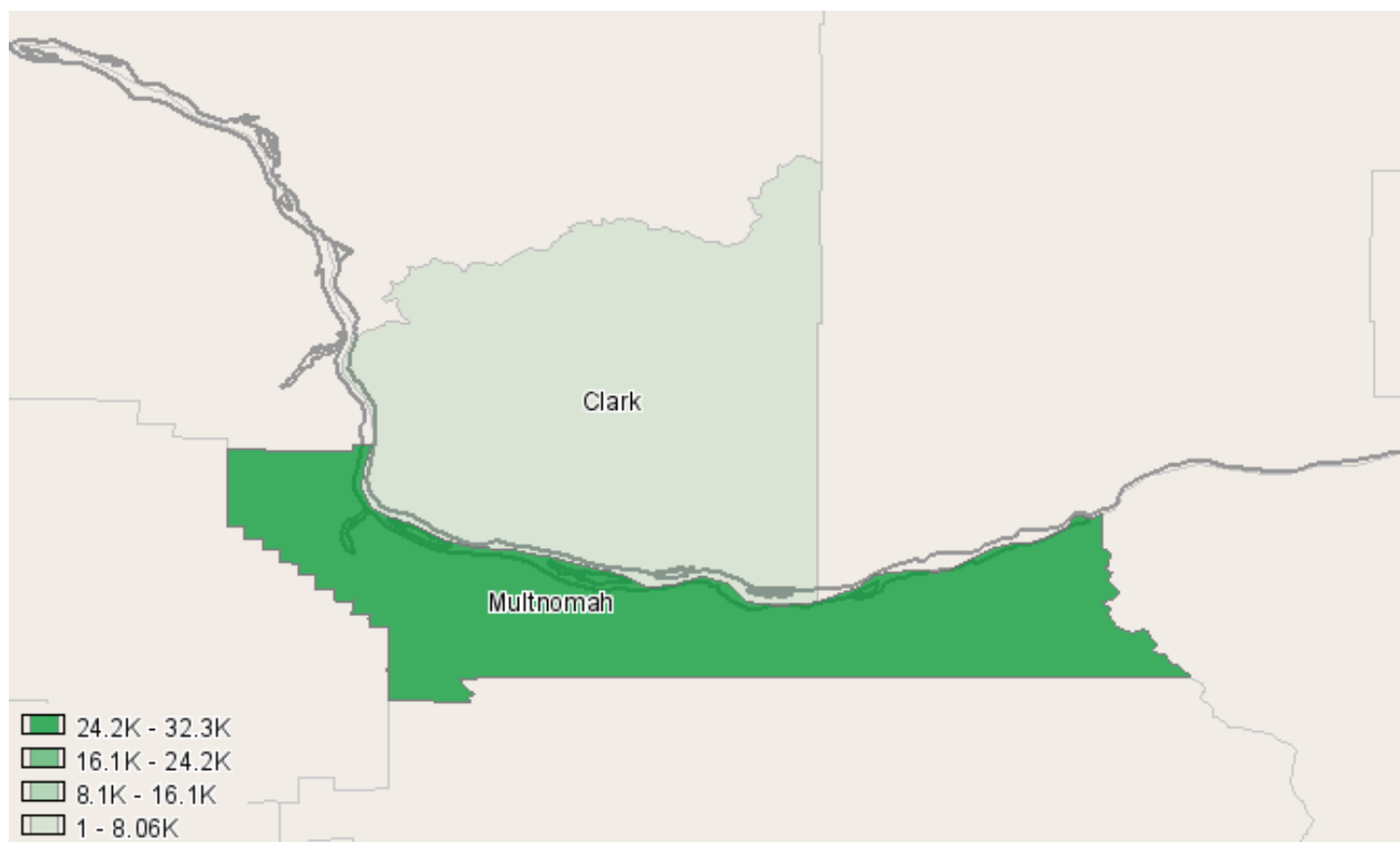
Occupational Breakdown



SOC Code	Description	2012 Jobs	2020 Jobs	Openings	2012 Avg Hourly Earnings
43-1011	First-Line Supervisors of Office and Administrative Support Workers	5,322	5,979	1,796	\$25.39
43-4021	Correspondence Clerks	26	26	7	\$19.71
43-4161	Human Resources Assistants, Except Payroll and Timekeeping	690	773	238	\$19.35
43-6011	Executive Secretaries and Executive Administrative Assistants	4,602	5,257	1,148	\$24.12
43-6014	Secretaries and Administrative Assistants, Except Legal, Medical, and Executive	11,908	12,626	1,995	\$17.63
43-9022	Word Processors and Typists	540	548	35	\$18.49
43-9061	Office Clerks, General	12,954	14,906	3,786	\$15.65
43-9799	Office and Administrative Support Workers, All Other	3,577	3,838	866	\$17.68
Total		39,620	43,952	9,870	\$18.82

Source: EMSI Complete Employment - 2012.4

Occupation Distribution



County	2012 Jobs
Multnomah, OR (41051)	32,247
Clark, WA (53011)	7,373

Source: EMSI Complete Employment - 2012.4

Data Sources and Calculations

Occupation Data

Organizing regional employment information by occupation provides a workforce-oriented view of the regional economy. EMSI's occupation data are based on EMSI's industry data and regional staffing patterns taken from the Occupational Employment Statistics program (U.S. Bureau of Labor Statistics). Wage information is partially derived from the American Community Survey. The occupation-to-program (SOC-to-CIP) crosswalk is based on one from the U.S. Department of Education, with customizations by EMSI.

State Data Sources

This report uses state data from the following agencies: Oregon Employment Department, Oregon Labor Market Information System; Washington State Employment Security Department, Labor Market and Economic Analysis Branch.