

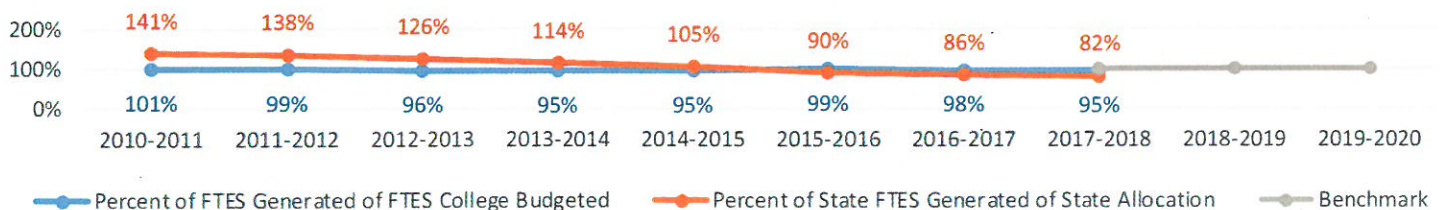
ENROLLMENT



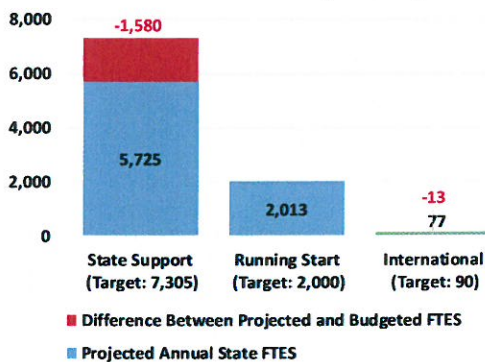
FEBRUARY 2019

Clark College facilitates student learning by providing programs, services, and conditions that improve the economic well-being of the student, college, and community. Through the college's focus on enrollment and budget to serve its community, the college aims to increase the community's educational attainment by leveraging resources to create and sustain innovations that improve student learning and increase enrollment.

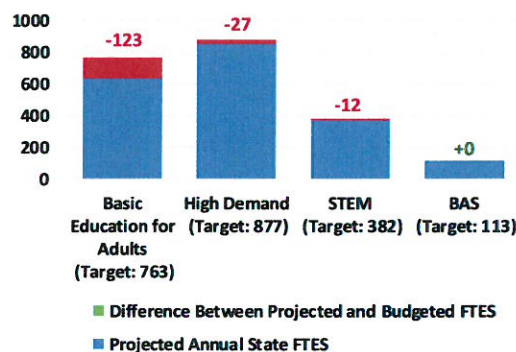
Percent of Full-Time Equivalent Students (FTES) Generated based on College Budget and State Allocation



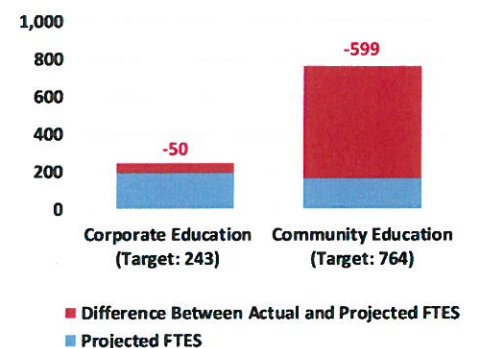
Projected Final Annual FTES Based on Current FTES (Feb 11)



Projected Priority FTES Based on Current FTES (Feb 11)



Projected Corporate and Community Education FTES



Monthly Highlights

- ◇ Winter 2019: As of February 11th, Clark College is down 8% in state-supported FTES, compared to this day for Winter 2018 (Day 1; including state-support and Running Start FTES).
- ◇ Instructional deans are using a statistical model created by Planning and Effectiveness to maximize enrollment for spring quarter. Specifically, the model was developed to predict course enrollment for Spring 2019 – including identification of courses that:
 - ◇ May need additional sections due to demand
 - ◇ May need to be offered in a different day/time/modality to meet student demand
 - ◇ May need to be consolidated due to over-supply

The purpose of this work is to significantly reduce last minute changes in course offering and improve the alignment between course offerings and student demand. Currently, a model is being developed for next academic year.