

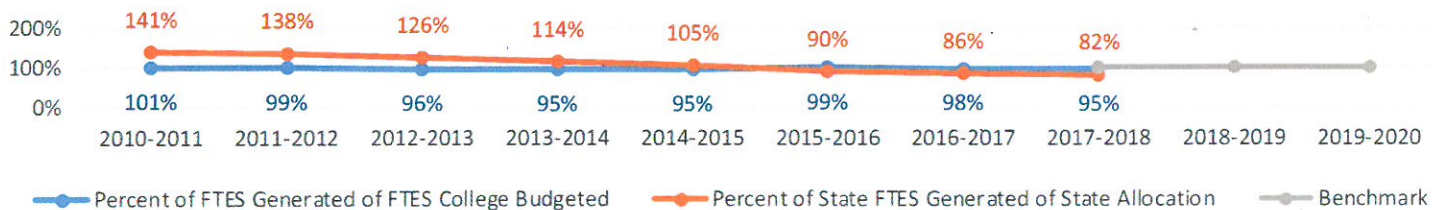
# ENROLLMENT



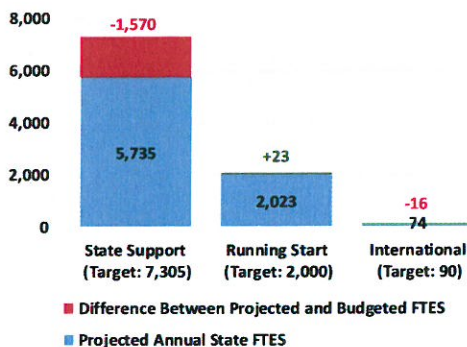
OCTOBER 2018

*Clark College facilitates student learning by providing programs, services, and conditions that improve the economic well-being of the student, college, and community. Through the college's focus on enrollment and budget to serve its community, the college aims to increase the community's educational attainment by leveraging resources to create and sustain innovations that improve student learning and increase enrollment.*

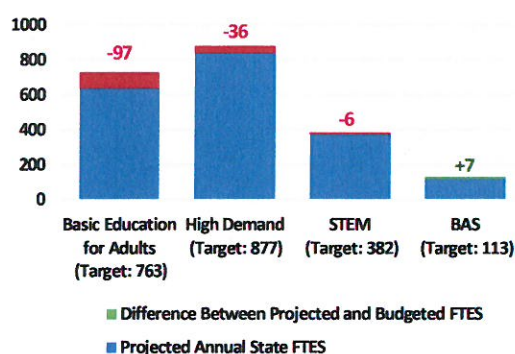
Percent of Full-Time Equivalent Students (FTES) Generated based on College Budget and State Allocation



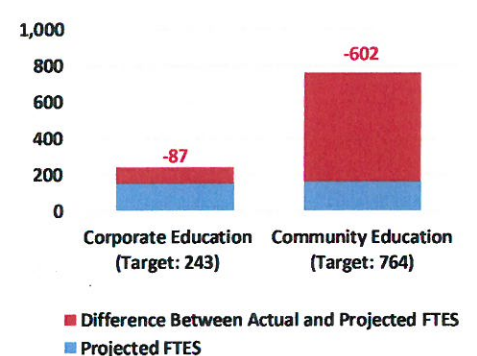
Projected Final Annual FTES Based on Current FTES (Oct 8)



Projected Priority FTES Based on Current FTES (Oct 8)



Projected Corporate and Community Education FTES



## Monthly Highlights

- ◇ Fall 2018: As of October 8th, Clark College is down 4% in state-supported FTES, compared to this day for Fall 2017 (Day 14; including state-support and Running Start FTES).
- ◇ Disability Support Services (DSS) staff conducted an outreach campaign during the summer to 180 students who were enrolled for Spring but not registered for Fall. In June, DSS student enrollment for Fall 2018 was down 18% compared to Fall 2017. By the end of the first week of classes, DSS student enrollment was up 1% compared to Fall 2017.