

COMPLETION



MAY 2017

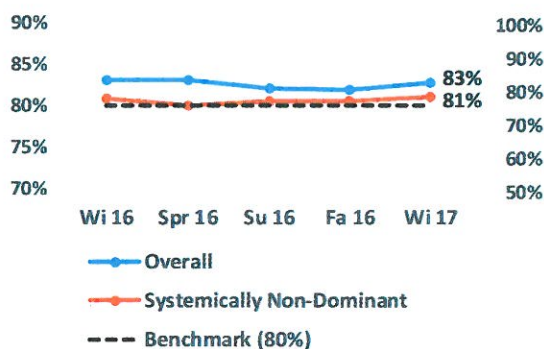
Clark College, in service to the community, guides individuals to achieve their educational and professional goals – including certificate and degree completion – by accomplishing its core theme objectives of academic excellence, social equity, economic vitality, and environmental integrity.

Degree or Certificate-Seeking Full-Time Student Completion Rate Within 3 Years

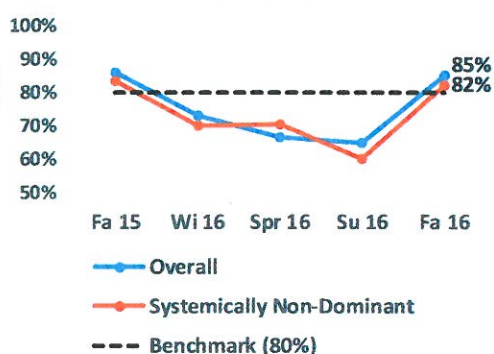


Fall 2009, Fall 2010, Fall 2011, Fall 2012, Fall 2013, Fall 2014, Fall 2015, Fall 2016, Fall 2017, Fall 2018, Fall 2019, Fall 2020, 2012-2013 2013-2014 2014-2015 2015-2016 2016-2017 2017-2018 2018-2019 2019-2020 2020-2021 2021-2022 2022-2023 2023-2024

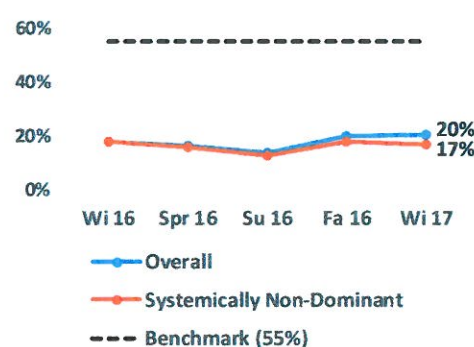
Course Success Rate: Certificate or Degree-Seeking Students



First-to-Second Quarter Retention: Certificate or Degree-Seeking Students



Transfer-Intent Students Completing College-Level Math Within First 4 Quarters Attended



Monthly Highlights

- Advising Services reviewed 89 Running Start students who had 90+ credits but had not yet applied for spring graduation. Through direct email and phone calls, Advisors were able to help these students move toward degree completion.
- Advising Services provided priority advising appointments to eligible veteran students and for the first time with DSS students who also receive priority registration.
- The Teaching and Learning Center hosted a professional development event on March 24 entitled Focus on Learning: Guided Pathways which built on the work launched earlier in the year. Participants attended breakout sessions to analyze the various themes presented in the articles, "Guided Pathways Demystified" and "What We Know about Nonacademic Student Supports". In attendance were 185 full-time and part-time faculty, as well as staff and administrators from Student Affairs, Planning and Effectiveness, Instruction, and Diversity and Equity.