

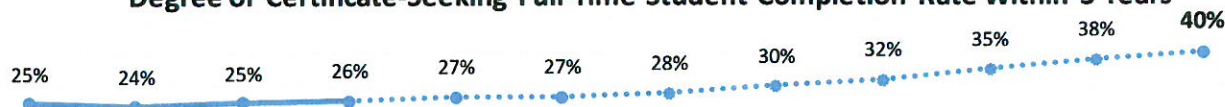
COMPLETION



JANUARY 2017

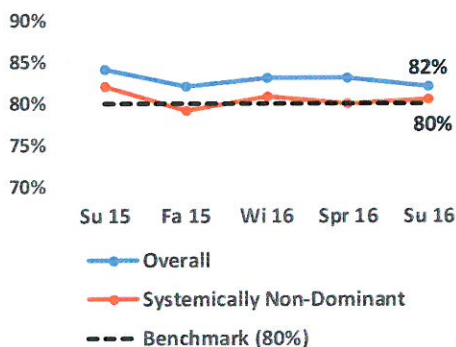
Clark College, in service to the community, guides individuals to achieve their educational and professional goals – including certificate and degree completion – by accomplishing its core theme objectives of academic excellence, social equity, economic vitality, and environmental integrity.

Degree or Certificate-Seeking Full-Time Student Completion Rate Within 3 Years

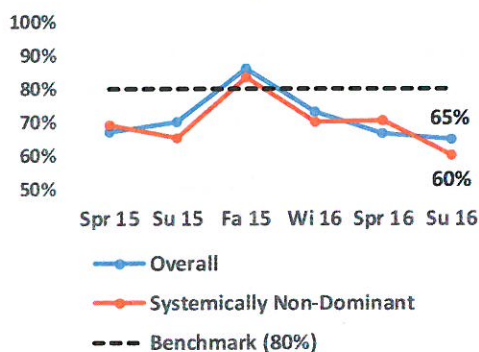


Fall 2009, Fall 2010, Fall 2011, Fall 2012, Fall 2013, Fall 2014, Fall 2015, Fall 2016, Fall 2017, Fall 2018, Fall 2019, Fall 2020, 2012-2013 2013-2014 2014-2015 2015-2016 2016-2017 2017-2018 2018-2019 2019-2020 2020-2021 2021-2022 2022-2023 2023-2024

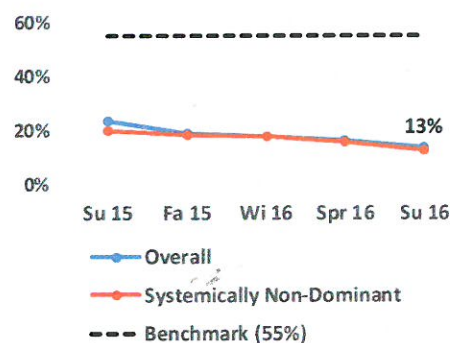
Course Success Rate: Certificate or Degree-Seeking Students



First-to-Second Quarter Retention: Certificate or Degree-Seeking Students



Transfer-Intent Students Completing College-Level Math Within First 4 Quarters Attended



Monthly Highlights

- ◇ The Teaching and Learning Center hosted a professional development opportunity on December 9th - Focus on Learning: Guided Pathways. The event provided context for the definition of guided pathways and why Clark College students will benefit from guided pathways. The participants analyzed the evidence and worked together to articulate the issues surrounding Clark College's current structure and processes.
- ◇ Larch Correctional Center has earned an additional \$16,280 in funding through Student Achievement Initiative (SAI) Points. Despite being the smallest corrections education program in the state, Larch Basic Skills program had the second highest award for points, and was awarded the fourth largest amount for total SAI points and completions during fiscal year 2015-16.