

Clark College *The Next Step*

Clark College Area
High School Graduates
Class of 2006

One Year Follow-up



Clark College Area High School Graduates Class of 2006 One Year Follow-up

Executive Summary

Each year, the Office of Planning and Effectiveness compiles a report based on a one year follow-up of high school graduates in the Clark College area. Information for graduates in the Class of 2006 is reported in two groups; Area 1, which makes up about 95% of all the high school students in the Clark College area, includes Battle Ground, Camas, Evergreen, La Center, Ridgefield, Vancouver, Washougal, and Woodland School Districts, and Area 2 which includes Glenwood, Klickitat, Lyle, Stevenson-Carson, Trout Lake, White Salmon and Wishram School Districts.

Highlights of Class of 2006

- ◆ A total of 4,717 students graduated from high school in the Clark College area in 2006.
 - 4,503 graduates are from Area 1
 - 214 graduates are from Area 2
- ◆ Vancouver, Evergreen, and Battle Ground School District graduates make up 76% of the Clark College area graduates.
- ◆ 57% (2,693) of all Clark College area high school graduates attended college within one year after graduation.
- ◆ 48% of *all graduates attending college* within one year after graduation (1,282 of 2,693) enrolled at Clark College.
- ◆ 27% of *all area high school graduates* (1,282 of 4,717) attended Clark College within one year after graduation.
- ◆ Clark College was the number one destination for high school graduates from the area.
- ◆ 78% of graduates attended in-state schools and the remaining 22% attended school outside of Washington state.

Clark College Area High School Graduates

Class of 2006

One Year Follow-up

A College Enrollment Study is conducted each year for the Washington State Office of the Superintendent of Public Instruction (OSPI) by the Social and Economic Sciences Research Center at Washington State University, in cooperation with the Washington State Board for Community and Technical Colleges (SBCTC) and Washington's public baccalaureate colleges and universities. Information in this report is based on data submitted to OSPI from local school districts and matched to National Student Clearinghouse (NSC) records. Adjustments are made to the high school data based on SBCTC enrollment figures.

High School Graduates

	Graduates		
Area 1	2004	2005	2006
Battle Ground	1,039	983	934
Camas	269	298	290
Evergreen	1,296	1,366	1,357
La Center	104	92	103
Ridgefield	135	130	143
Vancouver	1,232	1,226	1,269
Washougal	138	151	187
Woodland	128	125	139
SUB-TOTAL	4,341	4,371	4,503

A total of 4,717 Clark College area high school graduates in the Class of 2006 are included in this report. This is an increase of 113 graduates from 2005.

4,503 are from the school districts closest to Clark College (those in Clark County and also Woodland, WA) – called Area 1 in this report. This is an increase of 132 graduates. An additional 214 graduates are from the school districts in Skamania and Klickitat known as Area 2 in this report, which is a decrease of 19 graduates from 2005.

Vancouver, Evergreen, and Battle Ground School District graduates make up 76% of the area graduates.

Area 2	2004	2005	2006
Glenwood	4	14	6
Klickitat	10	8	8
Lyle	27	27	17
Stevenson-Carson	80	92	81
Trout Lake	18	17	11
White Salmon	89	71	89
Wishram	0	4	2
SUB-TOTAL	228	233	214
TOTAL	4,569	4,604	4,717

College After High School

Based on analysis of the records of area high school students, it is estimated that 2,596 students from Area 1 attended college within one year after graduation. An additional 97 from Area 2 attended college, for a total of 2,693 (57%) high school graduates attending college within one year of graduation.

	High School Graduates Attended College								
	Area 1 Clark County and Woodland			Area 2 Skamania and Klickitat County			TOTAL		
Type of College Attended	2004	2005	2006	2004	2005	2006	2004	2005	2006
Washington Community and Technical College	1,294	1,245	1,352	31	41	22	1,325	1,286	1,374
Washington 4-Year Public	504	536	628	18	41	30	522	577	658
Washington 4-Year Private	73	64	77	3	8	9	76	72	86
All other 2-Year	165	154	141	39	26	15	204	180	156
Out-of-state 4-Year Public	141	167	158	9	8	9	150	175	167
Out-of-state 4-Year Private	233	259	240	8	10	12	241	269	252
Total Attended College	2,410	2,425	2,596	108	134	97	2,518	2,559	2,693
Total Graduates	4,341	4,371	4,503	228	233	214	4,569	4,604	4,717
% Attended	56%	56%	58%	47%	58%	45%	55%	56%	57%

57% (2,693) of all Clark College area high school graduates attended college within one year after graduation.

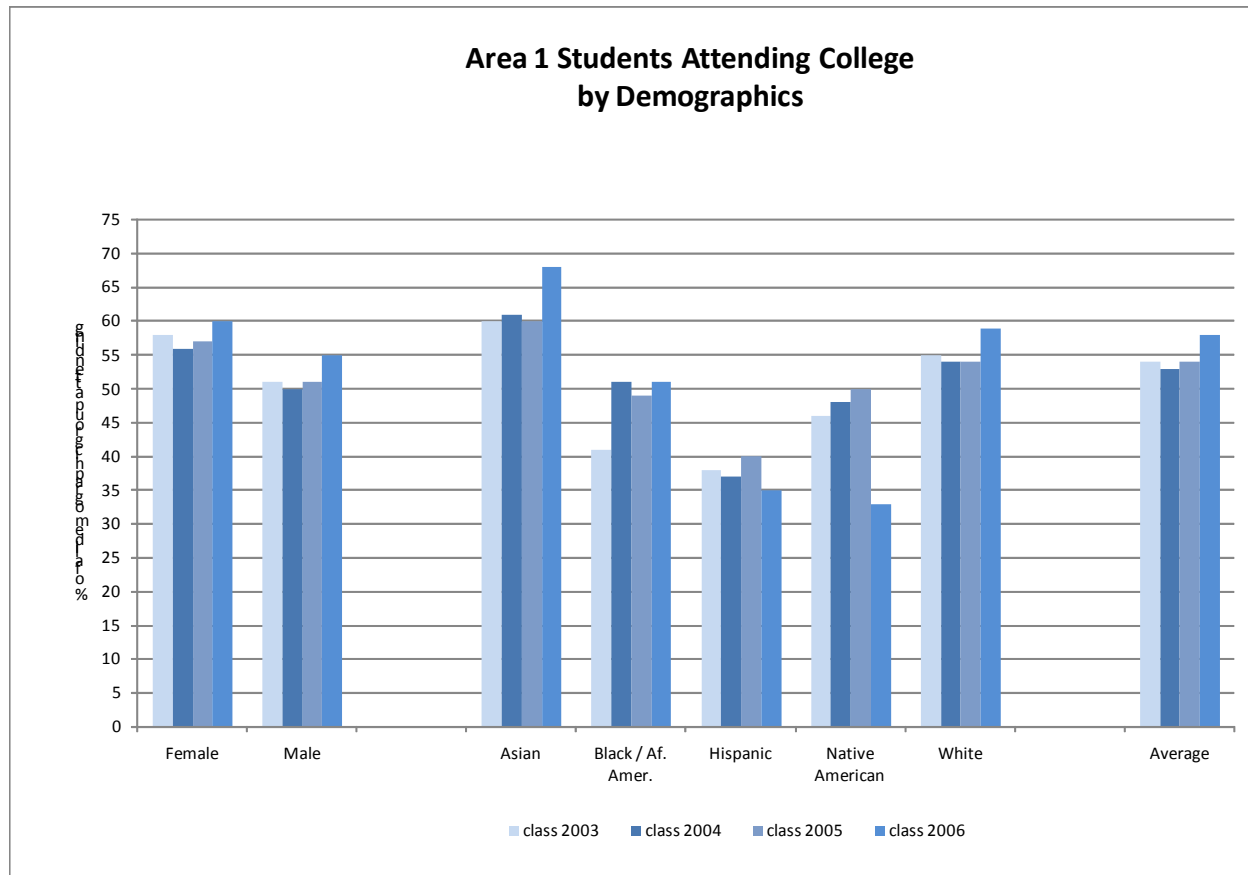
51% of those students who attended college were enrolled in a Washington community or technical college.

College attendance of 2006 high school graduates from the Clark College area was slightly lower than the state of Washington average. 57% of Clark College area graduates attended college within one year of graduation, compared to 60% of high school graduates statewide. 27% of all area high school graduates attended Clark College within their first year of graduation. This is a slight increase from the class of 2005.

48% of all graduates from area high schools who attended college enrolled at Clark College.

Demographics of Graduates Who Attended College

A greater percentage of females than males from Area 1 attended college within one year of high school graduation. The rate of college attendance of high school graduates who attended college within one year of high school graduation was highest for Asian students, and lowest for Native American and Hispanic students. Attendance at college within a year of graduation is up overall, but down for both Hispanic and Native American high school graduates.



Note: the average used for this graph matches the students for whom demographic data was available and is based on actual students matched to NSC data without any attendance estimates.

Colleges Attended

The percentage of high school graduates from the Clark College area who attended a Washington community and technical college was 51%.

Almost all of those Washington two-year students were enrolled at Clark College or Lower Columbia, as documented in the chart below and on the following page. Since students may attend multiple colleges at the same time the following chart counts these students as a one-half (.5) student at both colleges. An additional 24% attended a four-year public school in Washington and 3% attended a private four-year school in-state. A total of 78% attended in-state schools, up from 76% for the class of 2005. The remaining 22% attended school outside of Washington State, as seen on the following page. Names of all colleges attended by Area 1 and Area 2 graduates can be found in the Appendix.

In-State	# Attend	% Attended
Bellevue Community College	3	0%
Big Bend Community College	1	0%
Centralia College	3	0%
Clark College	1281	48%
Clover Park Technical College	1	0%
Columbia Basin College	5	0%
Grays Harbor College	1	0%
Green River Community College	2	0%
Lake Washington Technical College	1	0%
Lower Columbia College	26	1%
North Seattle Community College	5	0%
Olympic College	1	0%
Peninsula College	1	0%
Pierce College	4	0%
Renton Technical College	3	0%
Seattle Central Community College	4	0%
Shoreline Community College	2	0%
South Seattle Community College	2	0%
Spokane Community College	4	0%
Spokane Falls Community College	11	0%
Tacoma Community College	5	0%
Walla Walla Community College	2	0%
Wenatchee Valley College	4	0%
Whatcom Community College	2	0%
Yakima Valley Community College	4	0%
WA CTC TOTAL	1378	*51%

* individual college percentages do not add to 51% due to rounding

Central Washington University	48	2%
Eastern Washington University	33	1%
The Evergreen State College	23	1%
University of Washington	183	7%
Washington State University	248	9%
Western Washington University	122	5%
WA 4-Year Public TOTAL	657	24%
WA 4-Year Private TOTAL	86	3%

Out of State		
OR 2 Year Public	118	4%
ID 2 Year Public	2	0%
Other 2 Year Public	32	1%
Other 2 Year Private **	4	0%
Other 2-year TOTAL	156	6%
OR 4 Year Public	59	2%
ID 4 Year Public	23	1%
Other 4 Year Public	85	3%
Other 4 Year Private	252	9%
Other 4-year TOTAL	419	16%

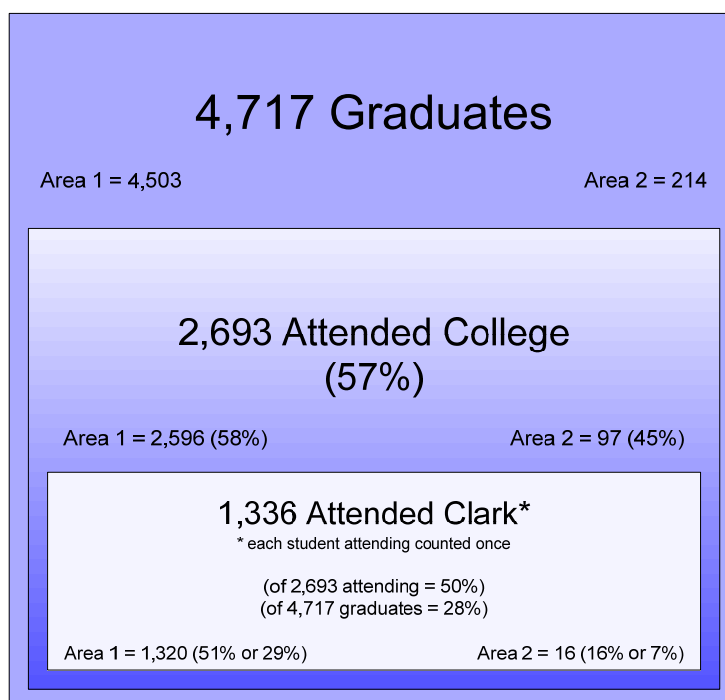
** includes all 2-year private regardless of location

Notes:

A student who attended 2 schools is calculated as a one-half (.5) student and reported at both schools in this table.

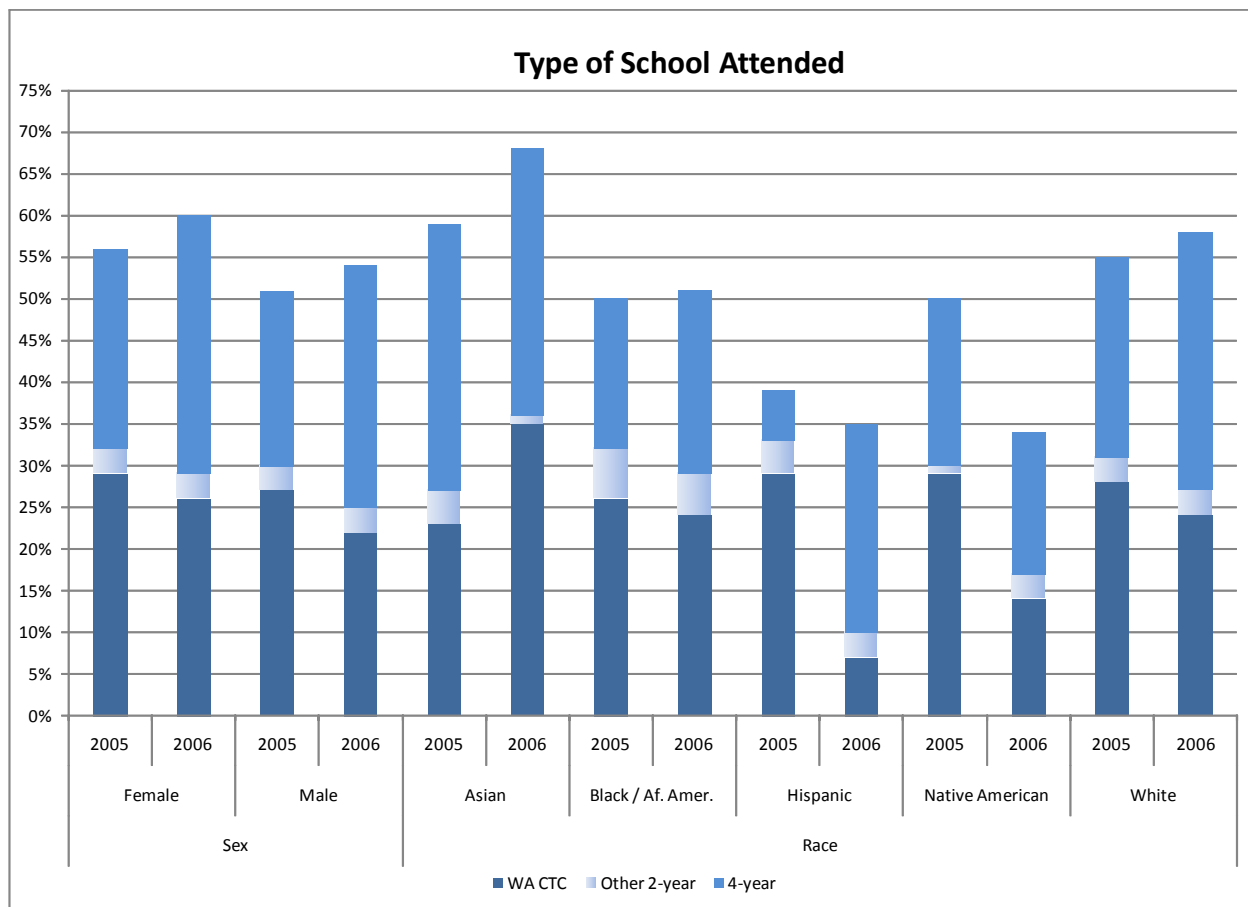
1,336 students attended Clark College. However, some attended both Clark and another school which results in a figure for Clark College of 1,282. All other data in this report will use the total number of 1,336 who attended Clark College.

See appendix for full list of colleges



Demographics by Type of School Attended

Attendance differences exist primarily between racial/ethnic groups. The graph below is for Area 1 graduates only (95% of the graduates). A high percentage of Asian high school graduates enroll directly in a four-year college. Hispanic students have the lowest four-year participation rate, which dropped even further in 2006 but was offset somewhat by their increased attendance at four-year schools. Black / African American students have the highest percentage of students who attended other two-year schools. Native American high school graduates also had a drop in the percent attending college.



Top Destinations of Area High School Graduates

Clark College was the number one choice for local high school graduates, enrolling over 1,300 students.

Clark College was the number one destination for high school graduates from the area.

School Name	State	Total	School Name	State	Total
Clark College	WA	1336	Gonzaga University	WA	22
Washington State University	WA	277	Spokane Falls Community College	WA	21
University Of Washington	WA	190	Brigham Young University	UT	21
Western Washington University	WA	129	Pacific Lutheran University	WA	21
Portland Community College	OR	63	University Of Idaho	ID	18
Central Washington University	WA	53	Clackamas Community College	OR	15
Mount Hood Community College	OR	38	Linfield College	OR	13
Brigham Young University - Idaho	ID	35	Western Oregon University	OR	13
Eastern Washington University	WA	34	ITT Technical Institute	OR	12
Portland State University	OR	29	Oregon State University	OR	12
Lower Columbia College	WA	28	Arizona State University	AZ	11
The Evergreen State College	WA	24	University Of Oregon	OR	11
University Of Portland	OR	23	Whitworth College	WA	10
Concordia University	OR	22			

Statewide 4% of the Washington class of 2006 attended Clark College. This is comparable to Bellevue which also received 4% of the graduates. These are the largest share of high school graduates attending community colleges. Four-year schools with the highest percentage are Central (4%), Western (5%), Washington State University (6%), and University of Washington at the top of the list (11%).

Appendix

In addition to Washington public colleges, high school graduates from the Clark College area attended a wide variety of private and out-of-state schools across the nation. Students may attend more than one college. This list includes all schools attended by the Class of 2006. The list has been separated for students from Area 1 and those from Area 2.

All Colleges Attended by Class of 2006

School Name	State	Area 1	Area 2
2-year Private			
Latter Day Saints Business College	UT	4	0
2-year Public			
Southern Union State Community College	AL	1	0
Saddleback College	CA	1	0
San Diego City College	CA	1	0
San Diego Mesa College	CA	1	0
Santa Rosa Junior College	CA	1	0
Shasta College	CA	1	0
Cosumnes River College	CA	1	0
Cuesta Community College	CA	1	0
Cuyamaca College	CA	1	0
Ventura College	CA	1	0
West Hill Community College	CA	1	0
Georgia Perimeter College	GA	1	0
Iowa Western Community College	IA	1	0
North Idaho College	ID	2	0
Kaskaskia College	IL	1	0
Bunker Hill Community College	MA	1	0
Harford Community College	MD	1	0
Grand Rapids Community College	MI	1	0
Rochester Community And Technical College	MN	1	0
Copiah Lincoln Community College	MS	1	0
Montana State University, Great Falls	MT	1	0
Community College Of Southern Nevada	NV	4	0
Kingsborough Community College, Cuny	NY	1	0
Sullivan County Community College	NY	1	0
Chemeketa Community College	OR	4	0
Portland Community College	OR	53	10
Mount Hood Community College	OR	34	4

School Name	State	Area 1	Area 2
Clackamas Community College	OR	14	1
Lane Community College	OR	2	0
Linn-Benton Community College	OR	4	0
Central Oregon Community College	OR	4	0
Blue Mountain Community College	OR	2	0
Southwestern Oregon Community College	OR	2	0
Greenville Technical College	SC	1	0
San Antonio College	TX	1	0
Texas State Technical College, Harlingen	TX	1	0
Salt Lake Community College	UT	3	0
Snow College	UT	1	0
John Tyler Community College	VA	1	0
North Seattle Community College	WA	6	0
Olympic College	WA	1	0
Centralia College	WA	3	0
Peninsula College	WA	1	0
Pierce College	WA	4	0
Seattle Community College	WA	6	0
Shoreline Community College	WA	3	0
South Puget Sound Community College	WA	2	0
South Seattle Community College	WA	3	0
Renton Technical College	WA	3	0
Columbia Basin College	WA	3	2
Grays Harbor College	WA	1	0
Green River Community College	WA	2	0
Clover Park Technical College	WA	1	0
Lake Washington Technical College	WA	2	0
Lower Columbia College	WA	28	0
Clark College	WA	1320	16
Big Bend Community College	WA	1	0
Bellevue Community College	WA	5	0
Wenatchee Valley College	WA	3	1
Tacoma Community College	WA	6	0
Whatcom Community College	WA	4	0
Spokane Community College	WA	5	0
Yakima Valley Community College	WA	3	1
Spokane Falls Community College	WA	21	0
Northwest College	WY	1	0

School Name	State	Area 1	Area 2
4-year Private			
Grand Canyon University	AZ	1	0
University Of Phoenix	AZ	2	0
Biola University	CA	1	0
Vanguard University	CA	2	0
Azusa Pacific University	CA	3	0
Claremont Mckenna College	CA	1	0
Loyola Marymount University	CA	1	0
University Of San Francisco	CA	1	0
University Of Southern California	CA	4	0
Academy Of Art College	CA	1	0
Western Baptist College	CA	1	1
University Of Redlands	CA	1	0
Saint Mary'S College	CA	1	0
California Lutheran University	CA	2	0
Santa Clara University	CA	1	0
Scripps College	CA	1	0
Stanford University	CA	2	0
Occidental College	CA	1	0
Chapman University	CA	4	0
Pacific Union College	CA	1	0
Pepperdine University	CA	1	0
Point Loma Nazarene University	CA	1	0
Pomona College	CA	1	0
Yale University	CT	1	0
George Washington University	DC	1	0
Spelman College	GA	1	0
Chaminade University Of Honolulu	HI	1	0
Grinnell College	IA	1	0
University Of Dubuque	IA	1	0
Northwest Nazarene College	ID	5	0
Brigham Young University - Idaho	ID	34	1
Knox College	IL	1	0
Loyola University Of Chicago	IL	1	0
Devry University - Chicago	IL	6	0
Greenville College	IL	2	0
School Of The Art Institute - Chicago	IL	1	0
Northwestern University	IL	1	0
Benedictine College	KS	1	0

School Name	State	Area 1	Area 2
Clark University	MA	1	0
Dean College	MA	1	0
Harvard University	MA	1	0
Mount Holyoke College	MA	1	0
Boston University	MA	2	0
Boston College	MA	2	0
Johns Hopkins University	MD	1	0
Saint John'S College	MD	1	0
Macalester College	MN	1	0
Concordia College, Moorhead	MN	1	0
College Of Saint Scholastica	MN	1	0
Rocky Mountain College	MT	1	0
Carroll College	MT	1	1
Jamestown College	ND	2	0
Princeton University	NJ	1	0
Seton Hall University	NJ	1	0
Marymount Manhattan College	NY	1	0
Colgate University	NY	1	0
Rensselaer Polytechnic Institute	NY	1	0
Rochester Institute Of Technology	NY	2	0
New York University	NY	1	0
Sarah Lawrence College	NY	1	0
Pratt Institute	NY	1	0
Southern Nazarene University	OK	1	0
Oklahoma Christian University	OK	5	0
Linfield College	OR	12	1
Lewis And Clark College	OR	3	0
Willamette University	OR	3	0
George Fox University	OR	9	0
Itt Technical Institute	OR	10	2
Reed College	OR	1	0
University Of Portland	OR	20	3
Multnomah Bible College And Biblical Seminary	OR	4	0
Pacific University	OR	4	0
Concordia University	OR	21	1
Haverford College	PA	1	0
Grove City College	PA	1	0
Waynesburg College	PA	1	0
Allegheny College	PA	1	0

School Name	State	Area 1	Area 2
Carnegie Mellon University	PA	1	0
Johnson & Whales University	RI	1	0
Bryan College	TN	1	0
Baylor University	TX	1	0
Abilene Christian University	TX	1	0
Austin College	TX	1	0
Brigham Young University	UT	21	0
Liberty University	VA	2	0
Randolph-Macon Womens College	VA	1	0
Walla Walla College	WA	1	0
Cornish College Of The Arts	WA	4	0
Whitworth College	WA	9	1
Whitman College	WA	1	1
Gonzaga University	WA	18	4
Itt Technical Institute	WA	1	2
University Of Puget Sound	WA	7	0
Saint Martins College	WA	7	0
Seattle Pacific University	WA	7	1
Seattle University	WA	6	1
Pacific Lutheran University	WA	20	1
Lawrence University	WI	1	0
Concordia University	WI	1	1
4-year Public			
University Of Alaska, Anchorage	AK	2	0
University Of Alaska, Fairbanks	AK	1	0
Arizona State University	AZ	11	0
Northern Arizona University	AZ	3	0
California Maritime Academy	CA	1	0
California State University, Fullerton	CA	2	0
California State University, Fresno	CA	1	0
California Polytechnic State University	CA	1	0
California State University, Chico	CA	2	0
University Of San Diego	CA	4	0
University Of California At Berkeley	CA	1	0
University Of California, Los Angeles	CA	2	0
Humboldt State University	CA	2	0
Colorado State University	CO	3	0
University Of Northern Colorado	CO	2	0

School Name	State	Area 1	Area 2
Metropolitan State College	CO	1	0
Central Connecticut State University	CT	1	0
University Of Hawaii - Manoa	HI	3	0
Boise State	ID	4	0
University Of Idaho	ID	17	1
Lewis-Clark State College	ID	2	0
University Of Illinios At Urbana	IL	2	0
Purdue University - West Lafayette	IN	5	0
Michigan State University	MI	1	0
Southeast Missouri State University	MO	1	0
University Of Montana	MT	2	0
Montana Technical Of The University Of Montana	MT	1	0
Montana State University, Bozeman	MT	4	0
North Carolina State University	NC	1	0
Univeristy Of North Dakota	ND	3	0
Keene State College	NH	1	0
New Mexico State University	NM	2	0
Suny At Binghamton	NY	1	0
Hunter College, Cuny	NY	1	0
Cornell University	NY	2	1
Queens College Cuny	NY	1	0
Ohio State University	OH	1	0
University Of Oregon	OR	10	1
Western Oregon University	OR	13	0
Eastern Oregon University	OR	1	0
Oregon Institute Of Technology	OR	1	0
Oregon State University	OR	12	0
Portland State University	OR	28	1
Southern Oregon University	OR	2	1
Clarion University Of Pennsylvania	PA	1	0
University Of Utah	UT	1	1
Utah State University	UT	3	0
Utah Valley State College	UT	4	0
Weber State University	UT	1	0
Dixie College	UT	1	1
Central Washington University	WA	47	6
The Evergreen State College	WA	23	1
University Of Washington	WA	189	1

School Name	State	Area 1	Area 2
Washington State University	WA	267	10
Western Washington University	WA	120	9
Eastern Washington University	WA	30	4
University Of Wyoming	WY	2	0

Report Completed By:

Clark College Office of Planning and Effectiveness
Susan Maxwell, Research Analyst
Cindy Heck, Administrative Assistant

December 2008