



**CLARK COLLEGE AREA
HIGH SCHOOL GRADUATES**

**CLASS OF 2005
ONE YEAR FOLLOW-UP**

Clark College Area High School Graduates Class of 2005 One Year Follow-up

Executive Summary

Each year, the Office of Planning and Advancement compiles a report based on a one year follow-up of high school graduates in the Clark College area. Information for graduates in the Class of 2005 is reported in two groups; Area 1, including Battle Ground, Camas, Evergreen, La Center, Ridgefield, Vancouver, Washougal, and Woodland School Districts, which make up about 95% of all the high school students in the Clark College service district; and Area 2, including Glenwood, Klickitat, Lyle, Stevenson-Carson, Trout Lake, White Salmon and Wishram School Districts.

Highlights of Class of 2005

- ◆ A total of 4,604 students graduated from high school in the Clark College area in 2005.
 - 4,371 graduates are from Area 1
 - 233 graduates are from Area 2
- ◆ Vancouver, Evergreen, and Battle Ground School District graduates make up 77% of the Clark College area graduates.
- ◆ 56% (2,559) of all Clark College area high school graduates attended college within one year after graduation.
- ◆ 49% of *all graduates attending college* within one year after graduation (1,211 of 2,559) enrolled at Clark College.
- ◆ 26% of *all area high school graduates* (1,211 of 4,604) attended Clark College within one year after graduation.
- ◆ Clark College was the number one destination for high school graduates from the area.
- ◆ 76% of graduates attended in-state schools and the remaining 24% attended school outside of Washington State.

Clark College Area High School Graduates

Class of 2005

One Year Follow-up

A College Enrollment Study is conducted each year for the Washington State Office of the Superintendent of Public Instruction (OSPI) by the Social and Economic Sciences Research Center at Washington State University, in cooperation with the Washington State Board for Community and Technical Colleges and Washington's public baccalaureate colleges and universities. Information in this report is based on data submitted to OSPI from local school districts and matched to National Student Clearinghouse (NSC) records. Adjustments are made to the high school data based on SBCTC enrollment figures.

In the report for the Class of 2003, only the school districts in Area 1 were included. In the report for the Class of 2004, the Area 2 school districts were included in a supplemental report. This Class of 2005 follow-up report includes students from both areas.

High School Graduates

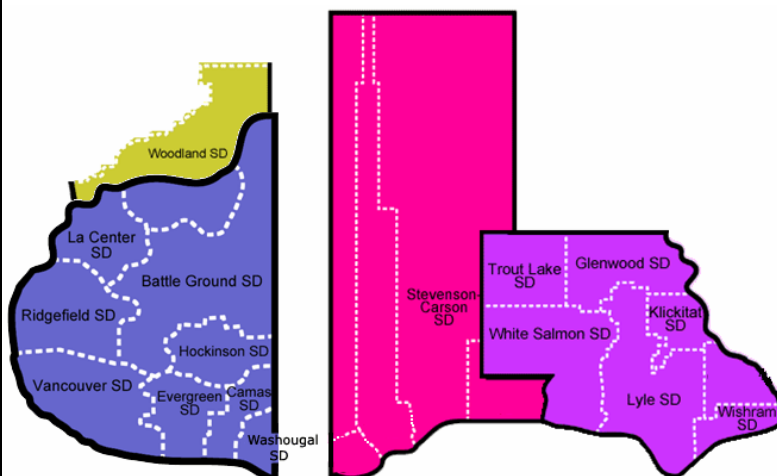
Area 1 School Districts	2004 Graduates	2005 Graduates
Battle Ground	1,039	983
Camas	269	298
Evergreen	1,296	1,366
La Center	104	92
Ridgefield	135	130
Vancouver	1,232	1,226
Washougal	138	151
Woodland	128	125
SUB-TOTAL	4,341	4,371

A total of 4,604 Clark College area high school graduates in the Class of 2005 are included in this report. This is an increase of 35 graduates from 2005.

4,371 are from the school districts closest to Clark College (those in Clark County and also Woodland, WA) – called Area 1 in this report. An additional 233 graduates are from the school districts in Skamania and Klickitat known as Area 2 in this report.

Vancouver, Evergreen, and Battle Ground School District graduates make up 77% of the area graduates.

Area 2 School Districts		
Glenwood	4	14
Klickitat	10	8
Lyle	27	27
Stevenson-Carson	80	92
Trout Lake	18	17
White Salmon	89	71
Wishram	0	4
SUB-TOTAL	228	233
TOTAL	4,569	4,604



College After High School

Based on analysis of the records of area high school students, it is estimated that 2,425 students from Area 1 attended college within one year after graduation. An additional 134 from Area 2 attended college, for a total of 2,559 (56%) high school graduates attending college within one year of graduation.

	High School Graduates Attended College					
	Area 1 Clark County and Woodland		Area 2 Skamania and Klickitat County		TOTAL	
Type of College Attended	2004 Graduates	2005 Graduates	2004 Graduates	2005 Graduates	2004 Graduates	2005 Graduates
Washington Community and Technical College	1,294	1,245	31	41	1,325	1,286
Washington 4-Year Public	504	536	18	41	522	577
Washington 4-Year Private	73	64	3	8	76	72
All other 2-Year	165	154	39	26	204	180
Out-of-state 4-Year Public	141	167	9	8	150	175
Out-of-state 4-Year Private	233	259	8	10	241	269
Total Attended College	2,410	2,425	108	134	2,518	2,559
Total Graduates	4,341	4,371	228	233	4,569	4,604
% Attended	56%	56%	47%	58%	55%	56%

56% (2,559) of all Clark College area high school graduates attended college within one year after graduation.

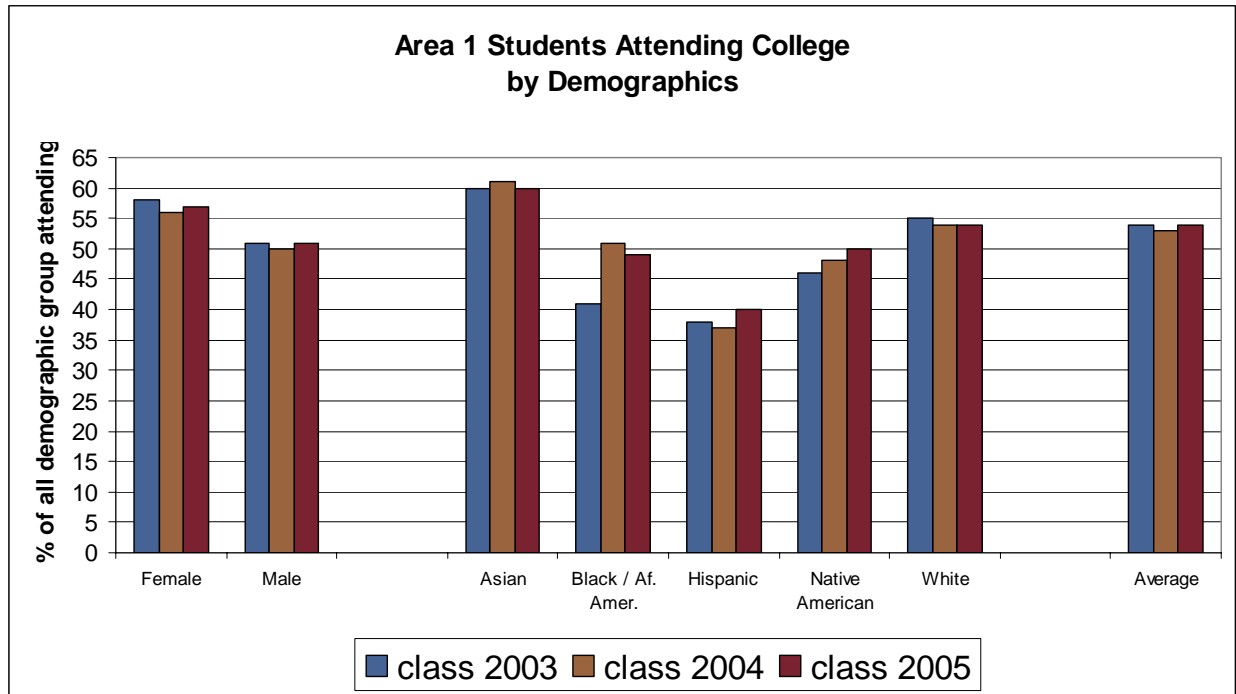
Half of those students who attended college were enrolled in a Washington community or technical college.

College attendance of 2005 high school graduates from the Clark College area was only slightly lower than the state of Washington average. 56% of Clark College area graduates attended college within one year of graduation, compared to 57% of high school graduates statewide – the same rates as the Class of 2004. 26% of all area high school graduates attended Clark College within their first year of graduation. This is a slight drop from the class of 2004.

49% of all graduates from area high schools who attended college enrolled at Clark College.

Demographics of Graduates Who Attended College

A greater percentage of females than males from Area 1 attended college within one year of high school graduation. The rate of college attendance of high school graduates who attended college within one year of high school graduation was highest for Asian students, and lowest for Hispanic students.



Note: the average used for this graph matches the students for whom demographic data was available and is based on actual students matched to NSC data without any attendance estimates.

Colleges Attended

The percentage of high school graduates from the Clark College area who attended a Washington community and technical college dropped from 53% for the class of 2004 to 50% for the class of 2005. This was due primarily to a decrease in Area 1 schools from 54% to 51% offset only slightly by an increase from 29% to 31% for Area 2 graduates.

Almost all of those Washington 2-year students were enrolled at Clark College or Lower Columbia, as documented in the chart below and on the following page. Since students may attend multiple colleges at the same time the following chart counts these students as one-half (.5) student at both colleges. An additional 23% attended a 4-year public school in Washington and 3% attended a private 4-year school in-state. A total of 76% attended in-state schools. The remaining 24% attended school outside of Washington State, as seen on the following page. Names of all colleges attended by Area 1 and Area 2 graduates can be found in the Appendix.

In-State	# Attended *	% Who Attended College
Bellevue Community College	4	0%
Bellingham Technical College	1	0%
Centralia College	2	0%
Clark College **	1,185	46%
Columbia Basin College	6	0%
Edmonds Community College	1	0%
Everett Community College	1	0%
Grays Harbor College	1	0%
Green River Community College	2	0%
Highline Community College	1	0%
Lower Columbia College	43	2%
Pierce College	1	0%
Seattle Central Community College	3	0%
Shoreline Community College	4	0%
South Puget Sound Community College	3	0%
South Seattle Community College	1	0%
Spokane Community College	1	0%
Spokane Falls Community College	7	0%
Tacoma Community College	4	0%
Walla Walla Community College	7	0%
Whatcom Community College	8	0%
Washington Community and Technical College TOTAL	1,286	50%

* A student who attended 2 schools is calculated as one-half (.5) student and reported at both schools in this table.

** 1,211 students attended Clark College. However, some attended both Clark and another school which results in a figure for Clark College of 1,185. All other data in this report will use the total number who attended Clark College of 1,211.

Colleges Attended (continued)

In-State	# Attended *	% Who Attended College
Central Washington University	42	2%
Eastern Washington University	51	2%
The Evergreen State College	17	1%
University of Washington	168	7%
Washington State University	183	7%
Western Washington University	116	5%
WA 4-Year Public TOTAL	577	23%
WA 4-Year Private *	72	3%
WA 4-Year Private TOTAL	72	3%
Out-of-State (non WA public) *		
Oregon 2-Year Public	124	5%
Idaho 2-Year Public	3	0%
Other 2-Year Public	41	2%
2-Year Private **	12	0%
Out of State 2 Year TOTAL	180	7%
Oregon 4-Year Public	74	3%
Idaho 4-Year Public	18	1%
Other 4-Year Public	83	3%
Other 4-Year Private	269	11%
Out of State 4-Year TOTAL	444	17%

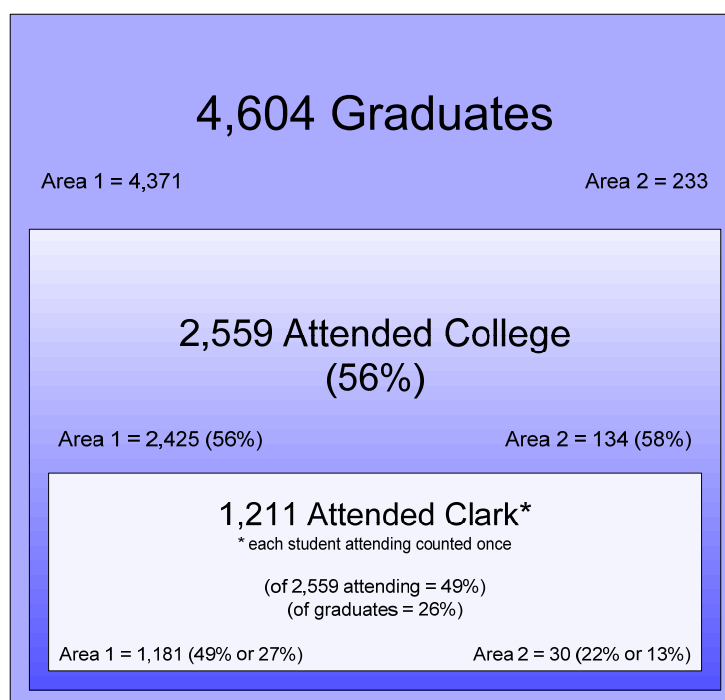
TOTAL Attended College

2,559

100%

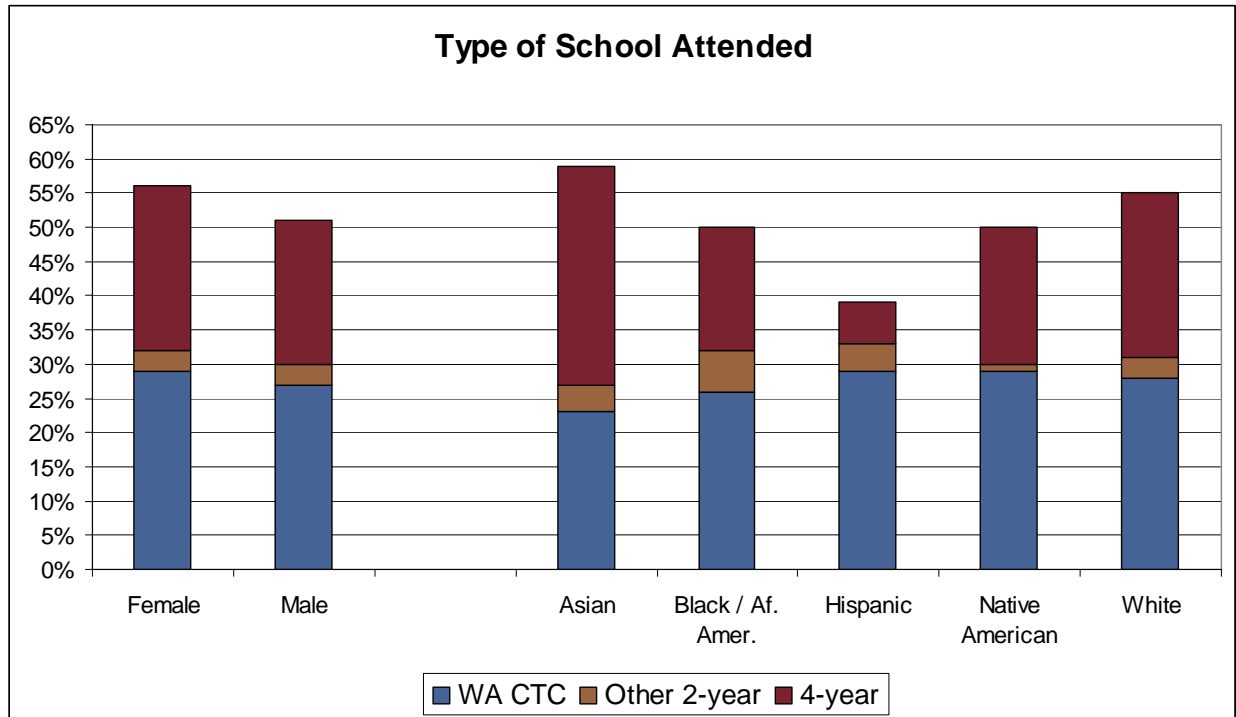
* see appendix for full list of colleges

** includes all 2-year private regardless of location



Demographics by Type of School Attended

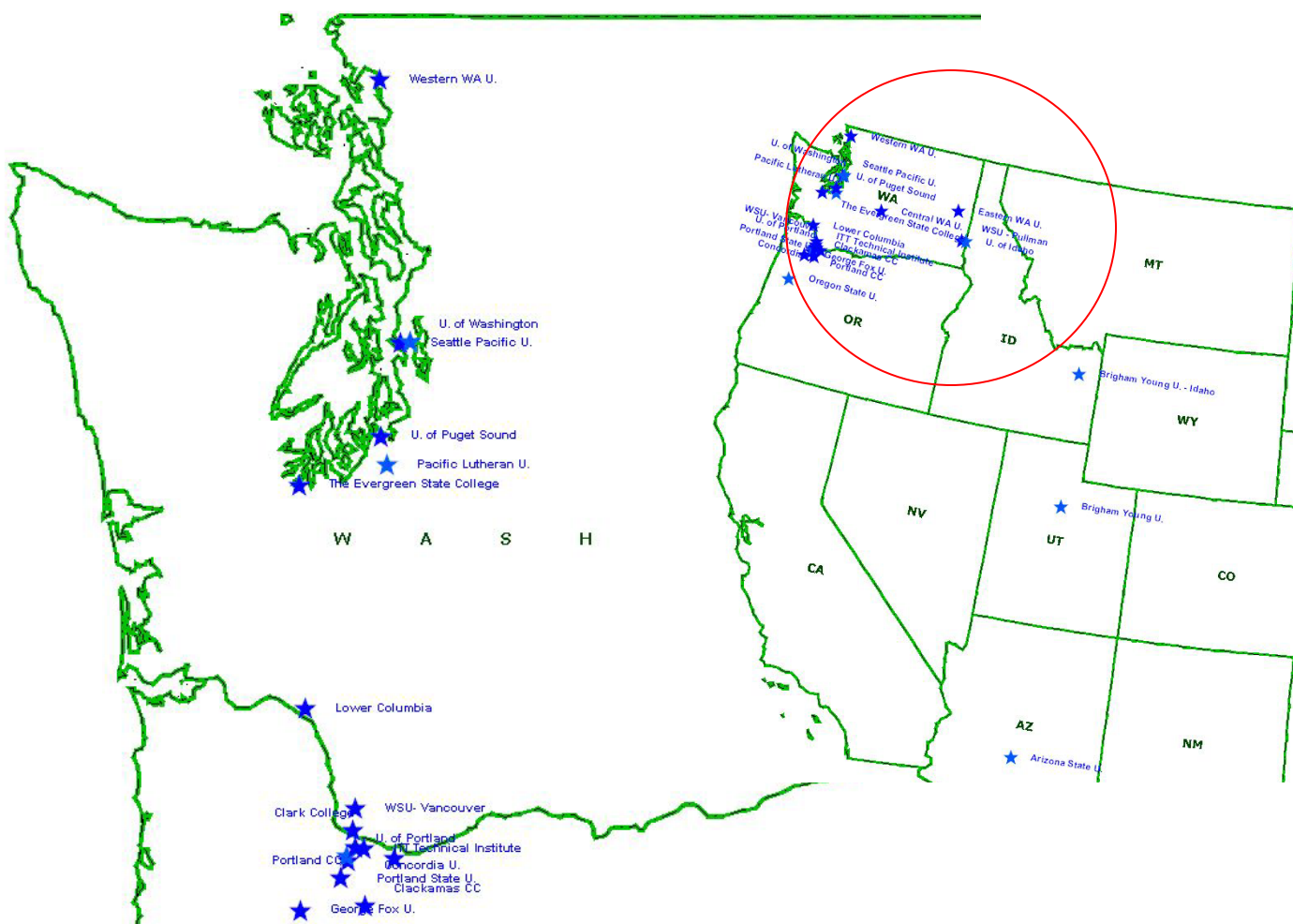
Attendance differences exist primarily between racial/ethnic groups. The graph below is for Area 1 graduates only (95% of the graduates). A high percentage of Asian high school graduates enroll directly in a 4-year college. Hispanic students have the lowest 4-year participation rate. Black / African American students have the highest percentage of students who attended other 2-year schools.



Top Destinations of Area High School Graduates

Clark College was the number one choice for local high school graduates, enrolling over 1,200 students.

Clark College was the number one destination for high school graduates from the area.



School Name	State	Total	School Name	State	Total
Clark College	WA	1,211	Pacific Lutheran University	WA	22
Washington State University	WA	192	Concordia University	OR	21
University of Washington	WA	150	University of Portland	OR	17
Western Washington University	WA	118	Arizona State University	AZ	17
Portland Community College	OR	66	The Evergreen State College	WA	17
Eastern Washington University	WA	51	ITT Technical Institute	OR	15
Lower Columbia College	WA	46	Seattle Pacific University	WA	14
Mount Hood Community College	OR	45	University of Puget Sound	WA	13
Portland State University	OR	45	Clackamas Community College	OR	11
Central Washington University	WA	44	George Fox University	OR	11
Brigham Young University - Idaho	ID	28	University of Idaho	ID	10
Brigham Young University	UT	27	Oregon State University	OR	10

Appendix

In addition to Washington public colleges, high school graduates from the Clark College area attended a wide variety of private and out-of-state schools across the nation. Students may attend more than one college. This list includes all schools attended by the Class of 2005. The list has been separated for students from Area 1 and those from Area 2.

All Colleges Attended by Class of 2005

School Name	State	Area 1	Area 2
2-year Private			
Heald College at Honolulu	HI	3	0
Allied College - Portland	OR	7	0
High-Tech Institute	WA	1	0
The Bryman School	WA	1	0
2-year Public			
University of Arkansas at Hope	AR	0	1
Arizona Western College	AZ	1	0
Bakersfield College (Kern Community College District)	CA	1	0
Butte College	CA	0	1
Cerro Cosos (Kern Community College District)	CA	2	0
College of the Canyons	CA	1	0
College of the Siskiyous	CA	2	0
Cuesta Community College	CA	1	0
Folsom Lake College	CA	2	0
Imperial Valley College	CA	1	0
Mendocino College	CA	1	0
Moorpark College	CA	1	0
Mount San Antonio College	CA	1	0
San Diego Mesa College	CA	1	0
Santa Barbara City College	CA	1	0
Shasta College	CA	2	0
Colorado Mountain College	CO	1	0
Daytona Beach Community College	FL	1	0
Pensacola Junior College	FL	1	0
Atlanta Metro College	GA	1	0
Georgia Perimeter College	GA	1	0
University of Hawaii - Kapiolani Community College	HI	1	0
Des Moines Area Community College	IA	1	0
Hawkeye Community College	IA	1	0
North Idaho College	ID	3	0
Illinois Central College	IL	1	0
John Wood Community College	IL	1	0
Prestonsburg Community College	KY	1	0
Harford Community College	MD	1	0
Oakland Community College	MI	1	0
Mississippi Gulf Coast College, Perkinston	MS	1	0

All Colleges Attended by Class of 2005 (Continued)

School Name	State	Area 1	Area 2
Guilford Technical Community College	NC	1	0
North Dakota State College of Science	ND	1	0
Community College of Southern Nevada	NV	3	0
Kingsborough Community College, CUNY	NY	1	0
Blue Mountain Community College	OR	2	1
Central Oregon Community College	OR	2	3
Chemeketa Community College	OR	6	0
Clackamas Community College	OR	10	1
Clatsop Community College	OR	1	0
Lane Community College	OR	2	0
Linn-Benton Community College	OR	1	0
Mount Hood Community College	OR	43	2
Portland Community College	OR	47	19
Southwestern Oregon Community College	OR	2	0
Harrisburg Area Community College	PA	0	1
Cleveland State Community College	TN	1	0
El Paso Community College	TX	1	0
Salt Lake Community College	UT	1	0
Bellevue Community College	WA	4	0
Bellingham Technical College	WA	0	1
Centralia College	WA	2	0
Clark College	WA	1,181	30
Columbia Basin College	WA	3	3
Edmonds Community College	WA	1	0
Everett Community College	WA	1	0
Grays Harbor College	WA	1	0
Green River Community College	WA	2	0
Highline Community College	WA	1	0
Lower Columbia College	WA	45	1
Pierce College	WA	1	0
Seattle Central Community College	WA	3	0
Shoreline Community College	WA	2	2
South Puget Sound Community College	WA	3	0
South Seattle Community College	WA	1	0
Spokane Community College	WA	1	0
Spokane Falls Community College	WA	4	3
Tacoma Community College	WA	4	0
Walla Walla Community College	WA	5	2
Whatcom Community College	WA	8	0
Laramie County Community College	WY	2	0
Sheridan College	WY	1	0
4-year Private			
Harding University	AR	2	0
University of Phoenix	AZ	5	0
Western International University	AZ	4	0
Azusa Pacific University	CA	7	0

All Colleges Attended by Class of 2005 (Continued)

School Name	State	Area 1	Area 2
Biola University	CA	3	0
California Institute of Technology	CA	2	0
Chapman University	CA	2	0
Dominican College of San Rafael	CA	1	0
LeSeirra University	CA	1	0
Occidental College	CA	1	0
Pepperdine University	CA	1	0
Saint Mary's College	CA	1	0
Santa Clara University	CA	1	0
Scripps College	CA	3	1
Simpson College	CA	1	0
University of San Francisco	CA	1	0
University of Southern California	CA	4	0
University of the Pacific	CA	1	0
Western Baptist College	CA	3	0
Westmont College	CA	1	0
Regis University	CO	1	0
Yale University	CT	1	0
George Washington University	DC	2	0
Georgetown University	DC	2	0
Embry-Riddle Aeronautical University	FL	3	1
Jacksonville University	FL	1	0
Agnes Scott College	GA	1	0
Clark Atlanta University	GA	1	0
Savannah College of Art & Design	GA	1	0
Brigham Young University - Hawaii	HI	1	0
Graceland University	IA	5	0
Brigham Young University - Idaho	ID	27	1
Northwest Nazarene College	ID	5	0
DeVry University - Chicago	IL	6	0
Lake Forest College	IL	1	0
Northwestern University	IL	1	0
Franklin College	IN	2	0
University of Notre Dame	IN	1	0
Valparaiso University	IN	1	0
Georgetown College	KY	1	0
Tulane University	LA	1	0
Harvard University	MA	1	0
Tufts University	MA	1	0
Williams College	MA	1	0
Johns Hopkins University	MD	1	0
Calvin College	MI	1	0
College of The Ozarks	MO	1	0
Southwest Baptist University	MO	1	0
Carroll College	MT	3	0
University of Great Falls	MT	2	0

All Colleges Attended by Class of 2005 (Continued)

School Name	State	Area 1	Area 2
Jamestown College	ND	1	0
Dana College	NE	1	0
Dartmouth College	NH	1	0
Fairleigh Dickinson University	NJ	1	0
Princeton University	NJ	2	0
Alfred University	NY	1	0
Culinary Institute of America	NY	5	0
New York University	NY	2	0
Niagara University	NY	0	1
Rochester Institute of Technology	NY	3	0
The Juliard School	NY	1	0
Cedarville University	OH	0	2
Franciscan University	OH	2	0
Oberlin College	OH	1	0
University of Dayton	OH	1	0
Concordia University	OR	21	0
George Fox University	OR	10	1
ITT Technical Institute	OR	13	2
Lewis and Clark College	OR	1	0
Linfield College	OR	4	1
Multnomah Bible College and Seminary	OR	9	0
Pacific University	OR	8	0
University of Portland	OR	17	0
Warner Pacific College	OR	3	0
Willamette University	OR	2	0
Lebanon Valley College	PA	1	0
Philadelphia University	PA	1	0
Point Park College	PA	2	0
University of the Arts	PA	1	0
Columbia College	SC	1	0
LeTourneau University	TX	1	0
Rice University	TX	1	0
Brigham Young University	UT	27	0
Liberty University	VA	1	0
Gonzaga University	WA	8	0
Pacific Lutheran University	WA	20	2
Saint Martins College	WA	6	0
Seattle Pacific University	WA	12	2
Seattle University	WA	4	1
University of Puget Sound	WA	11	2
Walla Walla College	WA	1	0
Whitman College	WA	1	0
Whitworth College	WA	3	1
4-year Public			
University of Alaska, Anchorage	AK	1	0
University of Alaska, Fairbanks	AK	1	0

All Colleges Attended by Class of 2005 (Continued)

School Name	State	Area 1	Area 2
University of Alaska, Southeast	AK	1	0
Arizona State University	AZ	16	1
Northern Arizona University	AZ	2	0
California Polytechnic State University	CA	1	0
Humboldt State University	CA	1	0
San Francisco State University	CA	2	0
University of California at Berkeley	CA	1	0
University of California, Los Angeles	CA	1	0
Adams State College	CO	1	0
Colorado School of Mines	CO	1	0
Colorado State University	CO	1	0
Fort Lewis College	CO	1	0
University of Northern Colorado	CO	2	0
University of Southern Colorado	CO	1	0
Georgia Institute of Technology	GA	1	0
University of Hawaii - Manoa	HI	2	0
Iowa State University	IA	1	0
Boise State	ID	5	1
College of Southern Idaho	ID	2	0
Lewis-Clark State College	ID	1	0
University of Idaho	ID	10	0
Purdue University - West Lafayette	IN	1	0
Northern Kentucky University	KY	1	0
University of Kentucky	KY	1	0
University of Maryland at College Park	MD	1	0
University of Missouri, Columbia	MO	2	0
Mississippi State University	MS	1	0
Montana State University, Billings	MT	2	0
Montana State University, Bozeman	MT	4	0
Montana Technical of the University of Montana	MT	1	0
University of North Carolina at Chapel Hill	NC	1	0
North Dakota State University	ND	1	0
Univerisrty of North Dakota	ND	3	0
New Mexico State University	NM	1	0
University of Nevada - Las Vegas	NV	3	0
University of Nevada - Reno	NV	1	0
City College, CUNY	NY	1	0
Cornell University	NY	1	0
Oklahoma State University, Stillwater	OK	1	0
Eastern Oregon University	OR	5	2
Oregon Institute of Technology	OR	1	1
Oregon State University	OR	10	0
Portland State University	OR	42	3
Southern Oregon University	OR	3	0
University of Oregon	OR	8	1
Western Oregon University	OR	5	0
University of Pittsburgh	PA	1	0

All Colleges Attended by Class of 2005 (Continued)

School Name	State	Area 1	Area 2
Rhode Island College	RI	1	0
Clemson University	SC	2	0
University of South Carolina at Columbia	SC	1	0
Texas A&M University	TX	1	0
Texas Southern University	TX	1	0
University of Texas at Arlington	TX	1	0
Dixie College	UT	1	0
Southern Utah University	UT	1	0
Utah Valley State College	UT	2	0
Weber State University	UT	3	0
Mary Washington College	VA	1	0
Virginia Commonwealth University	VA	1	0
Central Washington University	WA	38	6
Eastern Washington University	WA	45	6
The Evergreen State College	WA	15	2
University of Washington	WA	140	10
Washington State University	WA	184	8
Western Washington University	WA	110	8
University of Wisconsin - Stevens Point	WI	1	0
University of Wyoming	WY	3	0

Report Completed By:

Clark College Office of Planning and Advancement
Susan Maxwell, Research Analyst
Cindy Heck, Administrative Assistant
Toni Burnett, Administrative Assistant
Candy Bennett, Executive Dean

August 2007

Clark College
1933 Fort Vancouver Way
Vancouver, WA 98663
www.clark.edu