

# Clark College

## Board of Trustees Work Session Packet

Wednesday, April 24, 2024, at 3:30 pm

<https://clark-edu.zoom.us/j/87061926425?pwd=N3kvRDh6RXA0dHZHayszRnRpY2YrUT09>

Meeting ID: 870 6192 6425

Passcode: 453102

Dial in: 1 (253) 215 8782

**Physical Location:**

**Gaiser Hall, Room 213**

## Board of Trustee Work Session Packet, April 24, at 3:30 pm

- I. Call to Order/Agenda Review – Chair Canseco Juarez
- II. Executive Session – Chair Canseco Juarez (An Executive Session may be held for any allowable topic under the Open Public Meetings Act)

Pursuant to RCW 42.30.110 (1)(g), the Board shall convene an executive session to evaluate the qualifications of an applicant for public employment or to review the performance of a public employee.

Tenure-Track Candidate Interviews – Dr. Tina Redd, Interim Vice President of Instruction.

- i. Kevin Edwards (Y1, Q5)
  - ii. Tina Jenkins (Y1, Q)
- III. Spring Term Enrollment Profile  
Presented by Dr. Michele Cruse, Vice President of Student Affairs, and Dr. Cecelia Martin, Associate Vice President of Planning and Effectiveness
- IV. 2025 Legislative Priorities  
Presented by Dr. Edwards
- V. Adjournment – Chair Canseco Juarez

# Spring 2024 Student Profile: 10<sup>th</sup> Day Census



# Admissions Application Daily Overview, 4/22/2024

	New			Returning		
	Applicants	Percent Enrolled in Appl Term	Percent Enrolled Later Term	Applicants	Percent Enrolled in Appl Term	Percent Enrolled Later Term
Overall	3,195	9%	0%	531	28%	0%
Age						
Under 19, No HSD	88	32%	0%			
Hist. Underrep.	23	26%	0%			
Not Hist. Underrep.	62	35%	0%	1		
Under 19, with HSD	161	11%	0%	8	50%	0%
Hist. Underrep.	57	5%	0%			
Not Hist. Underrep.	96	15%	0%	6	67%	0%
19 to 24	637	16%	0%	145	41%	0%
Hist. Underrep.	172	17%	0%	38	34%	0%
Not Hist. Underrep.	456	14%	0%	106	42%	0%
25 to 44	1,965	6%	0%	293	24%	0%
45+	343	3%	0%	83	18%	0%
Race*						
Asian	133	12%	0%	31	52%	0%
Black	278	10%	0%	37	22%	0%
Latinx	405	11%	0%	104	20%	0%
Native American	64	13%	0%	28	32%	0%
Pacific Islander	35	11%	0%	9	22%	0%
White	2,434	8%	0%	436	30%	0%
Sex						
Female	1,301	10%	0%	336	28%	0%
Male	1,414	7%	0%	180	29%	0%
Neither Male nor Female	26	12%	0%			
Unknown	454	9%	0%	12	17%	0%
District						
Clark	1,530	14%	0%	477	28%	0%
Lower Columbia	56	16%	0%	13	38%	0%
Other	1,241	2%	0%	12	33%	0%

# Clark College Spring Quarter Enrollment and FTES, 2022, 2023, 2024

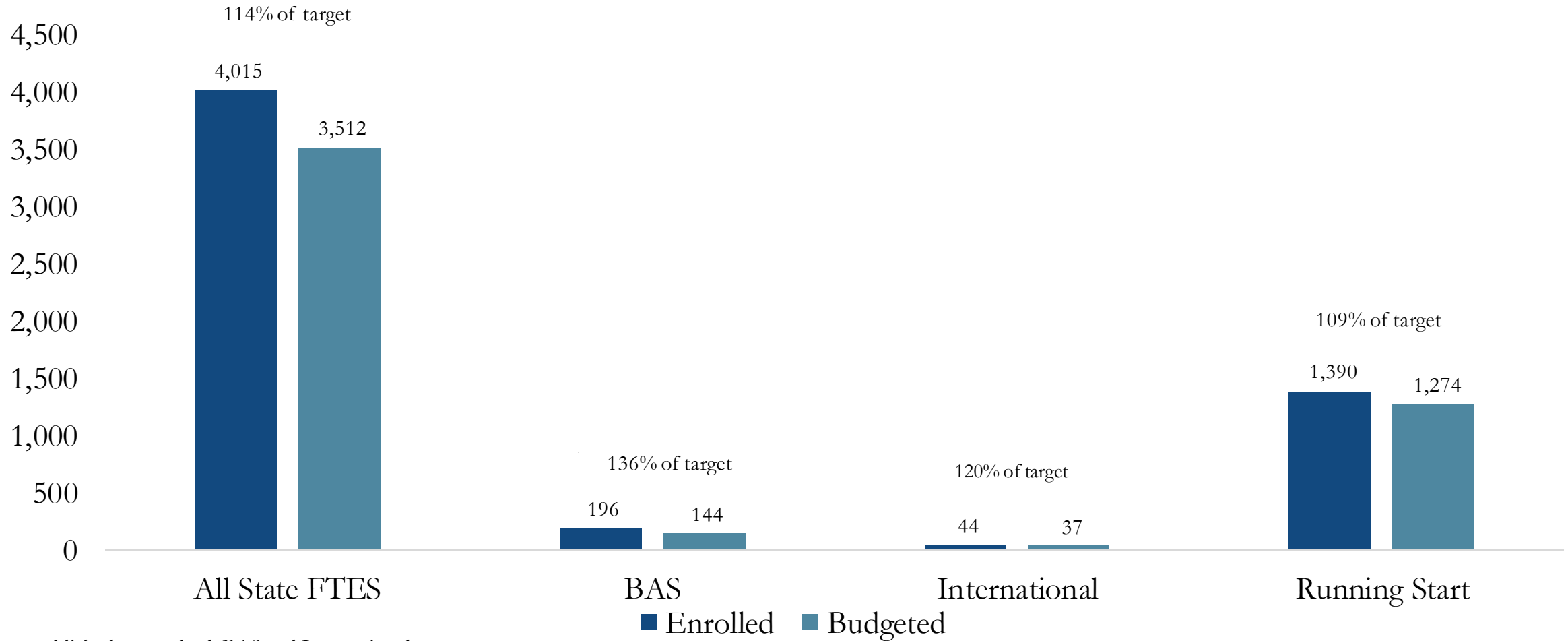
	Spring 2022	Spring 2023	Spring 2024*	% Change Spring 2022-2024
Enrollment - Undergraduate	6,889	7,220	7,690	11.6
FTES	4,816	5,035	5,459	13.4
Target Enrollment	94%	109%	113%	20.2

\*Data collected through 4/19/2024;

Source: <https://tableau.sbctc.edu/t/ClarkCollege/views/EnrollmentandBudgetsFTES/EnrollmentSummarybyQuarter?isGuestRedirectFromVizportal=y&embed=y;>

Please note: SBCTC finalizes enrollment at the end of the term.

# Enrollment Report, Spring 2024\*



\*College established targets both BAS and International  
Data collected through 4/19/2024

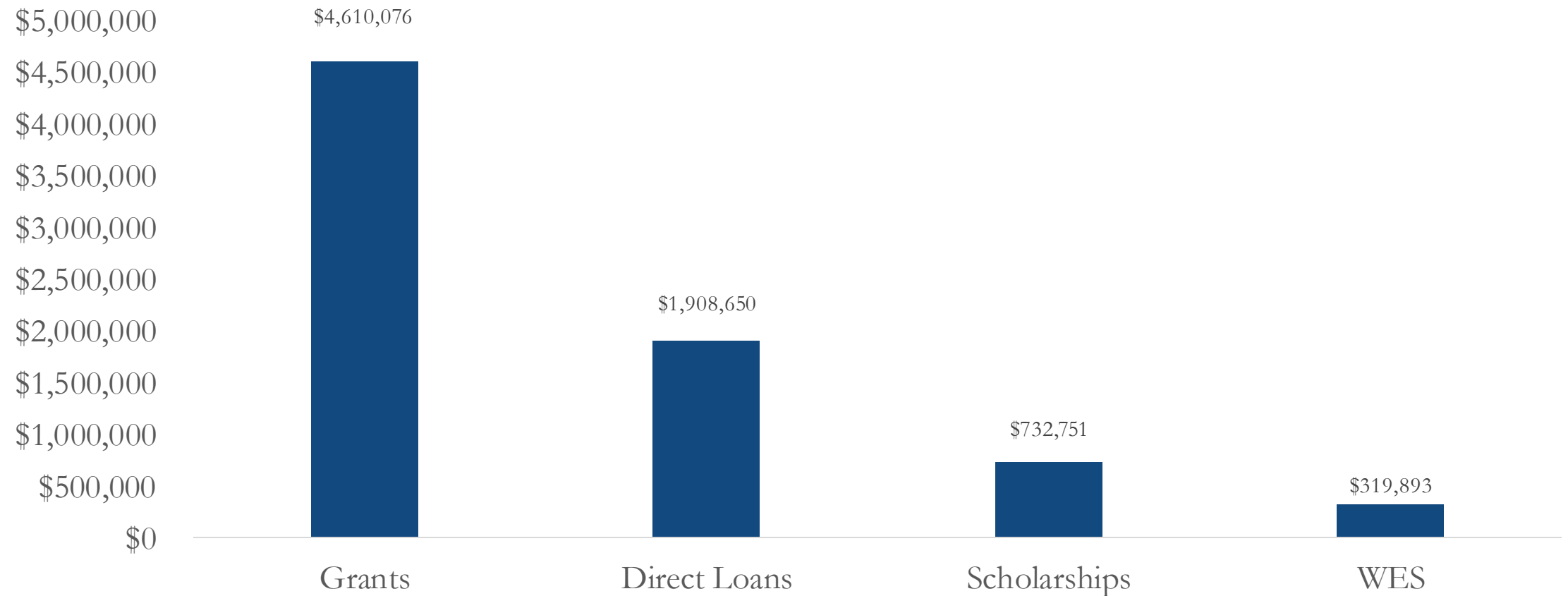
Source: <https://tableau.sbctc.edu/t/ClarkCollege/views/EnrollmentandBudgetsFTES/EnrollmentSummarybyQuarter?isGuestRedirectFromVizportal=v&:embed=y;>

# Disability Support Services (DSS)

There were 513 Clark students with disabilities registered for Spring 2024 at 10<sup>th</sup> day. These are students with disabilities registered for one class or more this Spring. The majority of these students are eligible for accommodations and some have started the process with Disability Support Services.

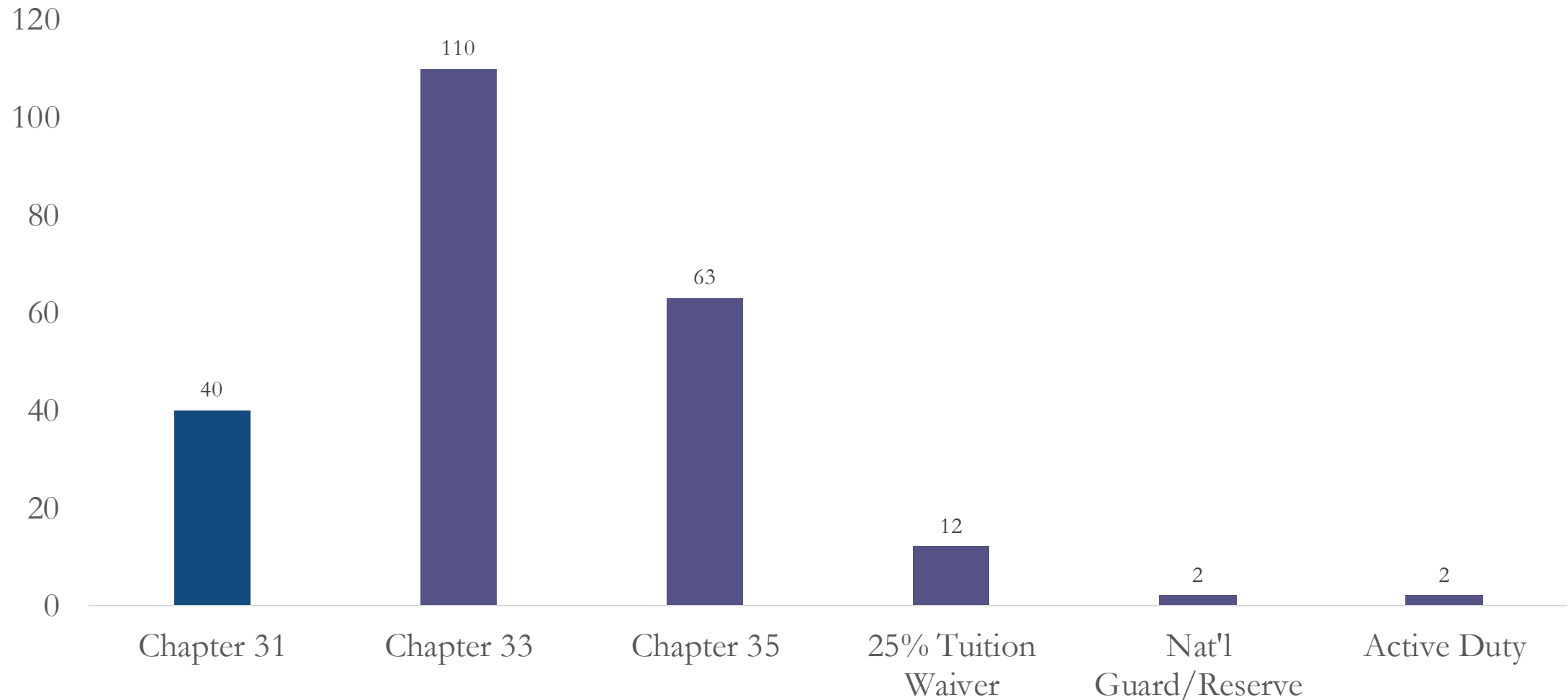
# Total Financial Aid Disbursed

---



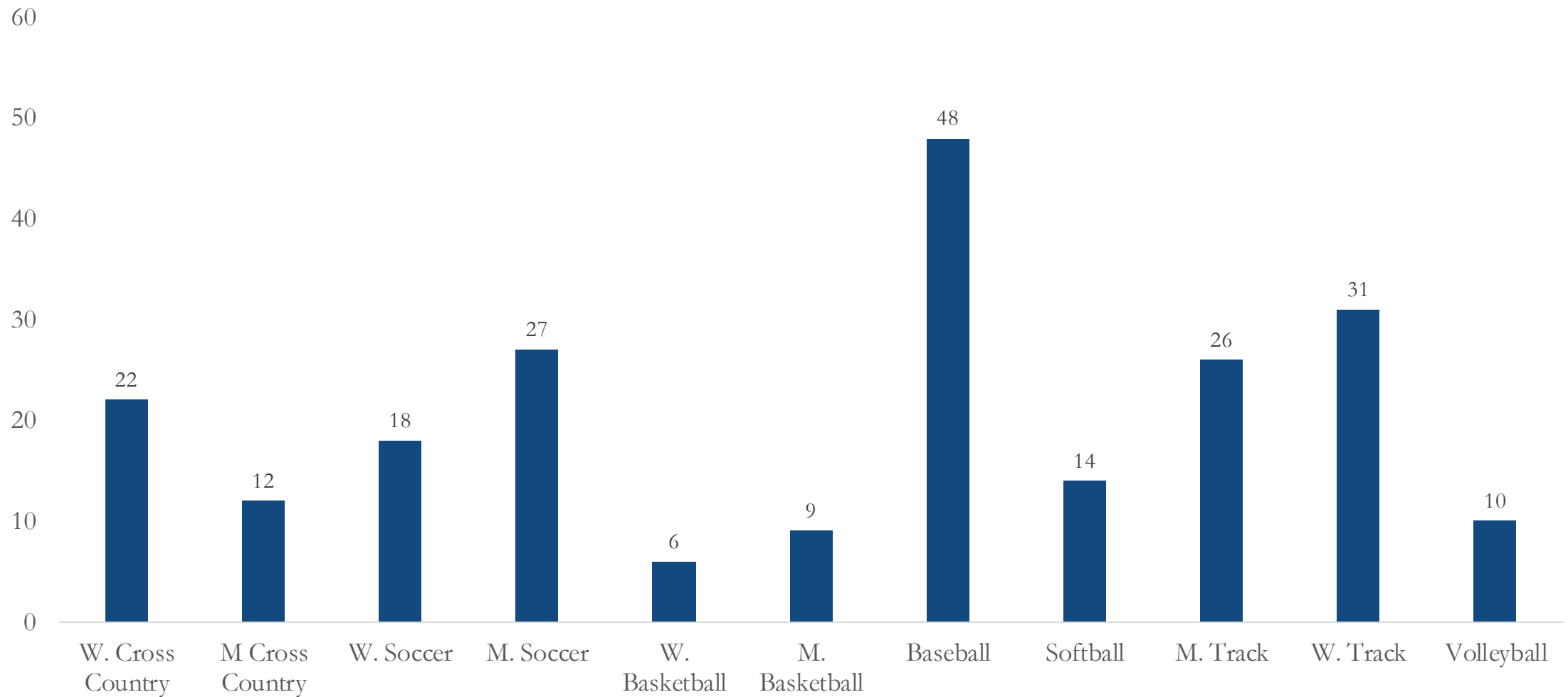


# Number of Student Veterans by VA Support



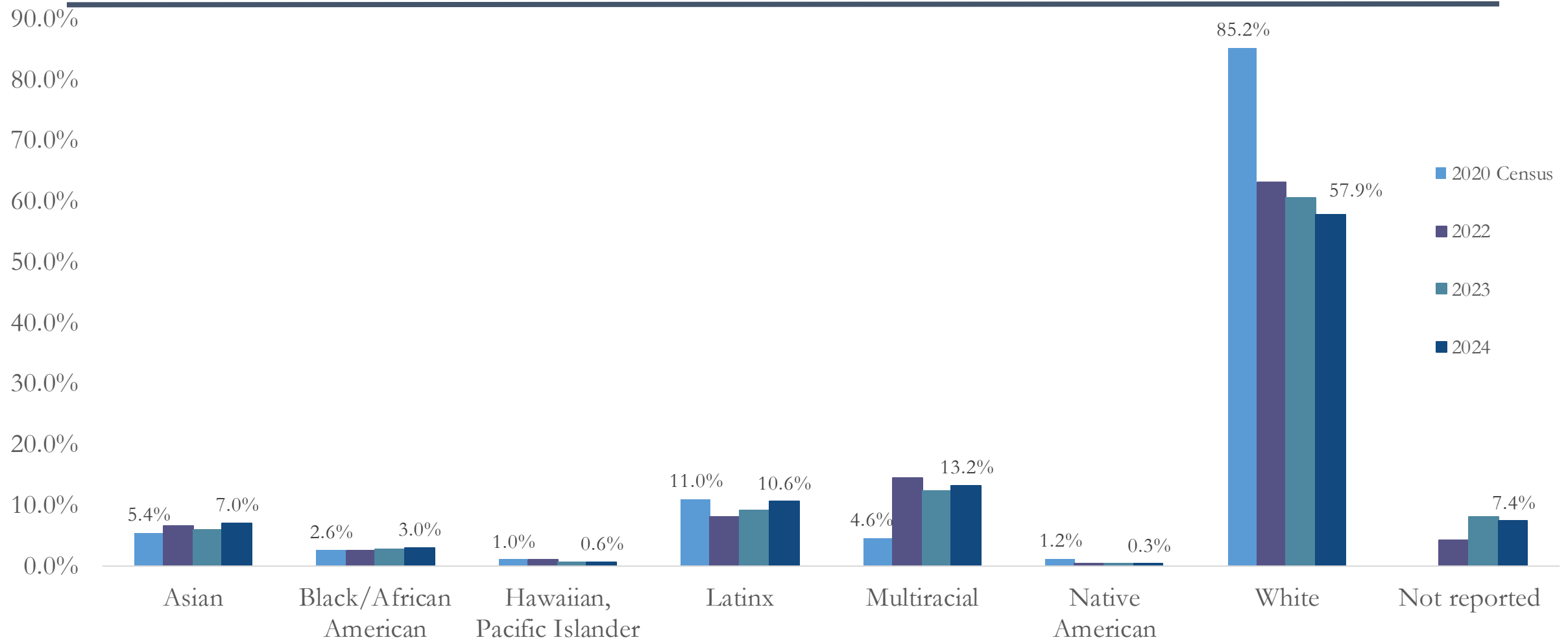
Data collected through 4/19/2024

# Number of Athletes by Sport



Data collected through 4/19/2024

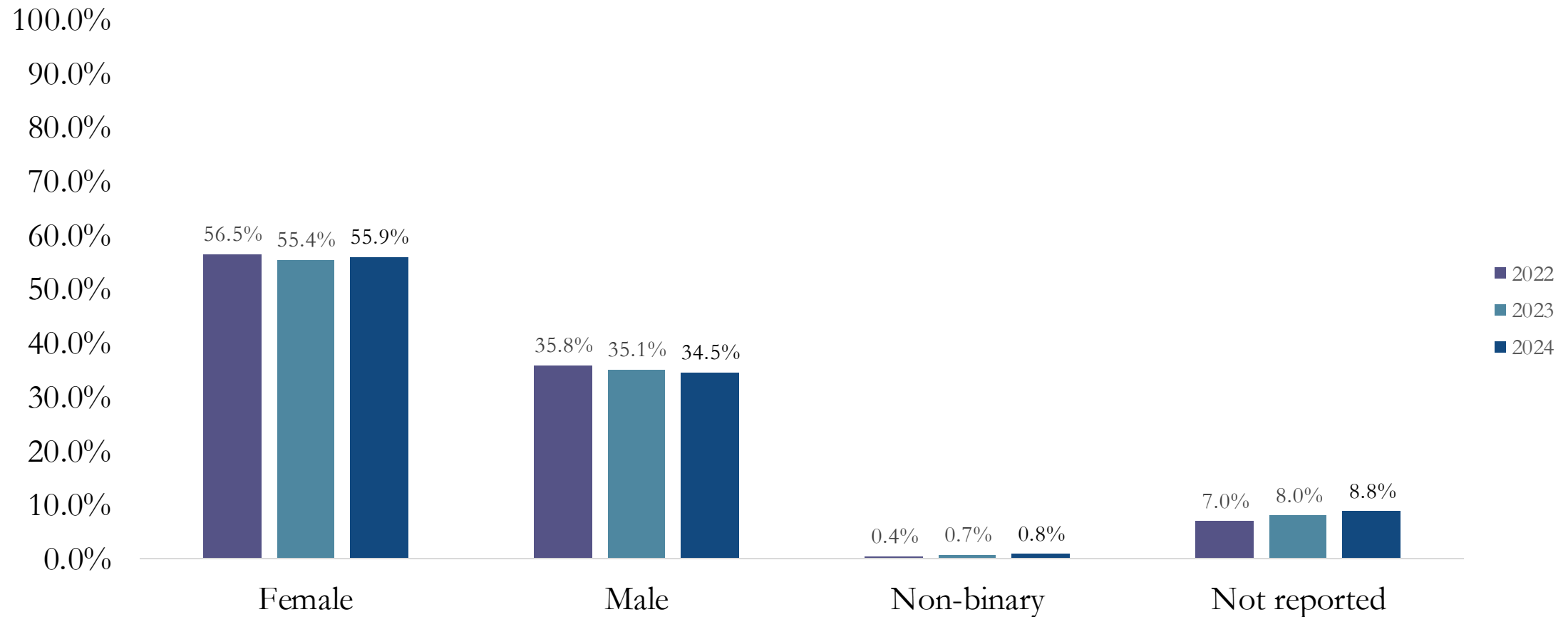
# Race/Ethnicity of Clark Students, Spring 2022\*, Spring 2023\*, 2024\*\*



\*Spring 2022 and 2023 Source: [SBCTC Enrollment Data Dashboard](#);

\*\*Spring 2024 data collected through 4/19/2024; Source: ctcLink

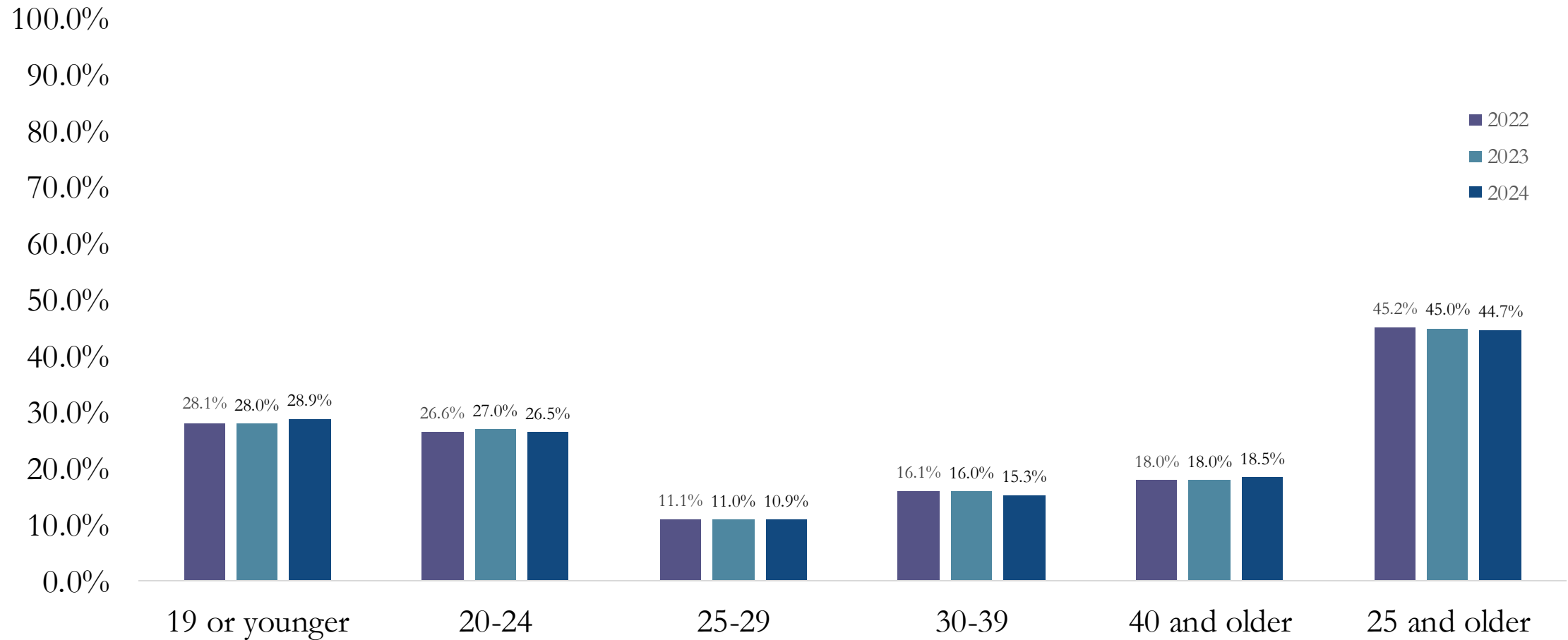
# Gender of Clark Students, Spring 2022\*, 2023\*, 2024\*\*



\*Spring 2023 Source: [SBCTC Enrollment Data Dashboard](#);

\*\*Spring 2024 data collected through 4/19/2024; Source: ctcLink

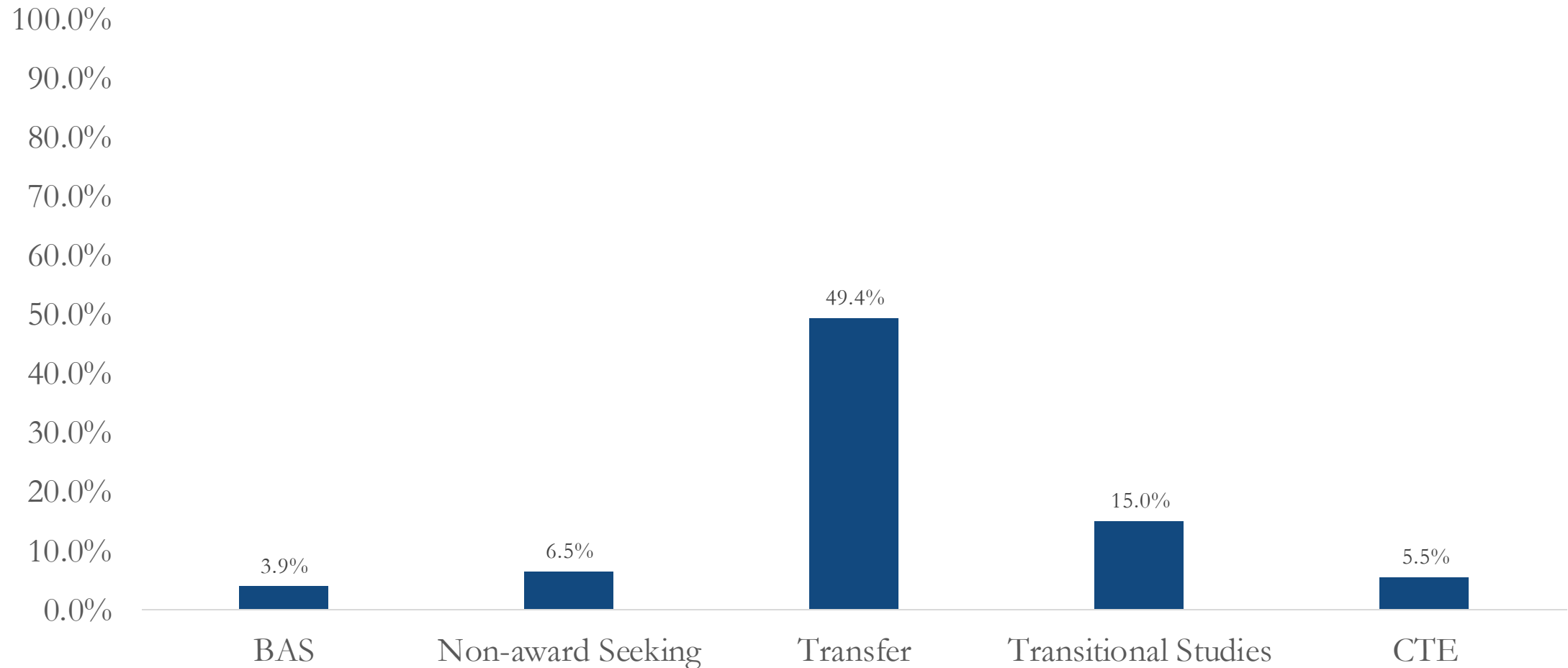
# Age Group of Clark Students, Spring 2023\*, 2024\*\*



\*Spring 2023 Source: [SBCTC Enrollment Data Dashboard](#);

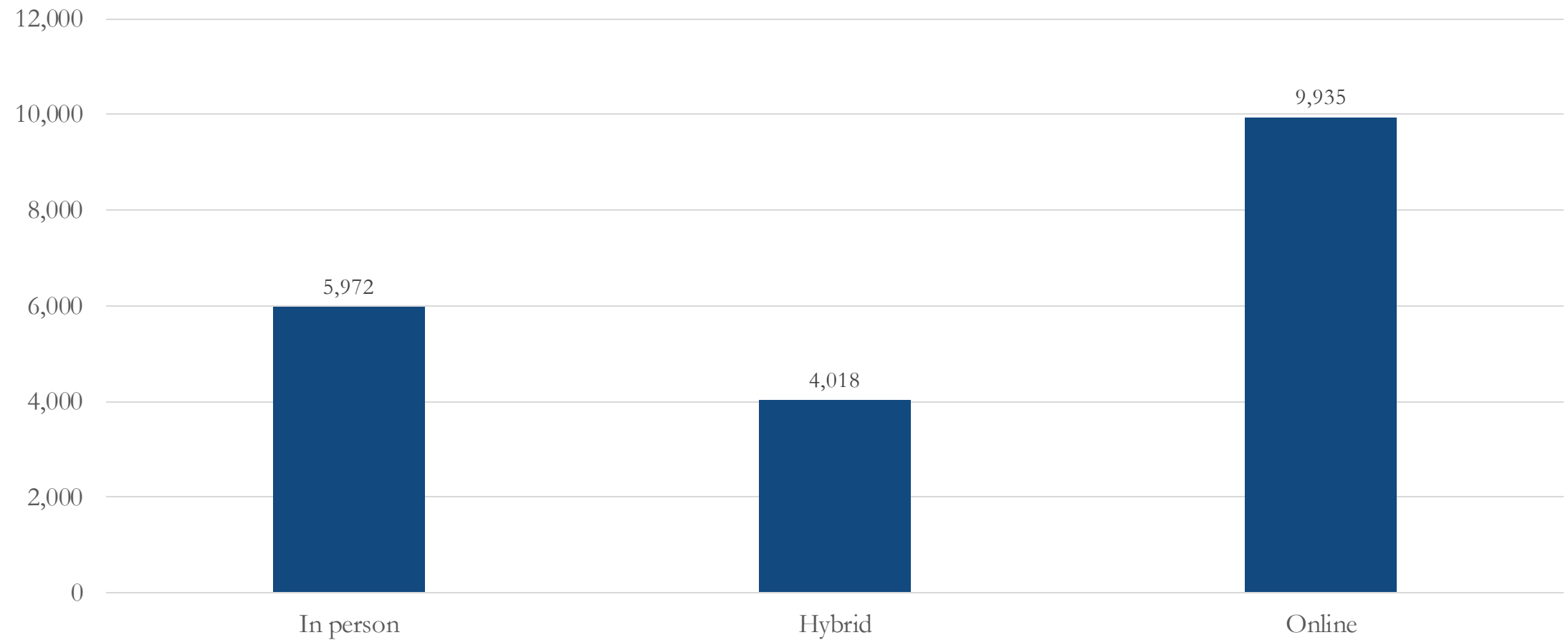
\*\*Spring 2024 data collected through 4/19/2024; Source: ctcLink

# Program Type of Clark Students, Spring 2024\*



\*Data collected through 4/19/2024; Source: ctcLink

# Enrollment\* by Modality, Spring 2024\*\*



\*Duplicated Headcount; \*\*Data collected through 4/19/2024; \*Duplicated Headcount; Source: <https://tableau.sbctc.edu/#/site/ClarkCollege/views/Beta-enrollmentManagementforScheduling/ActiveEnrollment?iid=>

# Enrollment\* by Location, Spring 2024

---

Location	#
Clark, Columbia Tech	402
Clark, WSU Vancouver	874
Clark, Main	8,467
Offsite	247
Online	9,935

\*Duplicated Headcount; \*\*Data collected through 4/19/2024;

Source: <https://tableau.sbctc.edu/#/site/ClarkCollege/views/Beta-enrollmentManagementforScheduling/ActiveEnrollment?iid=1>



## Running Start Enrollment, Top Districts, Fall 2023, Spring 2024

DISTRICT	Fall 2023	%	Winter 2024	%	Spring 2024	%
Vancouver	511	25.7	474	25.2	442	24.5
Evergreen	447	22.5	430	22.9	426	23.7
Battle Ground	373	18.8	350	18.6	328	18.2
Camas	220	11.1	209	11.1	205	11.4
Washougal	106	5.3	103	5.5	104	5.8
Ridgefield	97	4.9	88	4.7	86	4.8
Hockinson	89	4.5	86	5.1	84	4.7
<b>Total</b>	<b>1,988</b>		<b>1,878</b>		<b>1801</b>	

\*Data collected on 2/15/2024; Source: PeopleSoft query

## Update: Comparisons of Enrollment and Tuition/Revenue for Community, Continuing Education and Customized Training, Spring 2024

---

	Spring 2024*
Enrollment	885
Tuition/Revenue	\$122,707

\*Data collected through 4/22/2024; Source: Community, Continuing Education



# **2025 LEGISLATIVE PRIORITIES**

**Presented by Dr. Edwards**

# LOOKING AHEAD: 2025 COLLEGE PRIORITY SURVEY

- To create a more transparent and inclusive process for developing legislative priorities for the college system, State Board staff worked with college presidents and chancellors to create a survey to identify policy and budgetary needs to present to the State Board and then the legislature.
- Colleges were to include their leadership teams, boards of trustees, and if possible, faculty, staff, and students in filling out the initial survey.
- The survey was developed by WACTC legislative and operating budget committees based on common discussions at State Board, WACTC, ACT, and various commission meetings over the past year.
- Our goal is to be informed during this process and ask questions to put the most thoughtful and impactful list of priorities in front of the 2025 legislature.



# SURVEY PROCESS & TARGETED TIMELINE

- December 2023 – January 2024: SBCTC staff worked with WACTC legislative and operating budget committee chairs to develop survey.
- January 2024—Survey launched to colleges.
- March 8, 2024—Survey return deadline for colleges to SBCTC staff. (100% college participation).
- March 28, 2024—Share preliminary data with State Board.
- April 3, 2024—Survey results returned to colleges for prioritization.
- **April 26, 2024**—WACTC meeting; surveys due back to SBCTC staff by **end of April**
- **May 8, 2024**—SBCTC meeting update
- **May 23, 2024**—WACTC makes final recommendations to State Board.
- **June 26, 2026**—State Board to approve 2025 budget priority submissions to OFM.

# SURVEY PROCESS: INITIAL RESPONSES

High priority given as follows:

- Faculty and Staff compensation – 96%
- Student services (mental health, basic needs, access to technology) – 83%
- Support work towards SBCTC vision statement (DEI funding and policies) – 83%
- Basic Education for Adults (IBEST, HS 21+) – 55%
- Workforce education programs – 58%
- College IT and Cybersecurity – 72%

# SURVEY PROCESS: INITIAL RESPONSES

## Additional priorities:

- “Funding dual credit consistently across models (RS, CTE-Dual Credit, College in the HS) to provide access to students needing it most.”
- “NO MORE PROVISOS! These create extra reporting requirements and those never include money for staff to support the extra reporting.”
- “Safety and security is of the upmost importance...”
- “Expansion of childcare opportunities and funding would allow more students to enroll in college.”
- “Expand the mental health pilot and increase the funding.”
- “Housing affordability for our students AND faculty and staff is also a high priority.”

## **PHASE 2 - PRIORITIZATION**

- Compensation
- Student Services
- Basic Education for Adults
- Workforce education
- Diversity, Equity, and Inclusion
- Safety and Security
- IT and Cybersecurity
- Dual Credit