

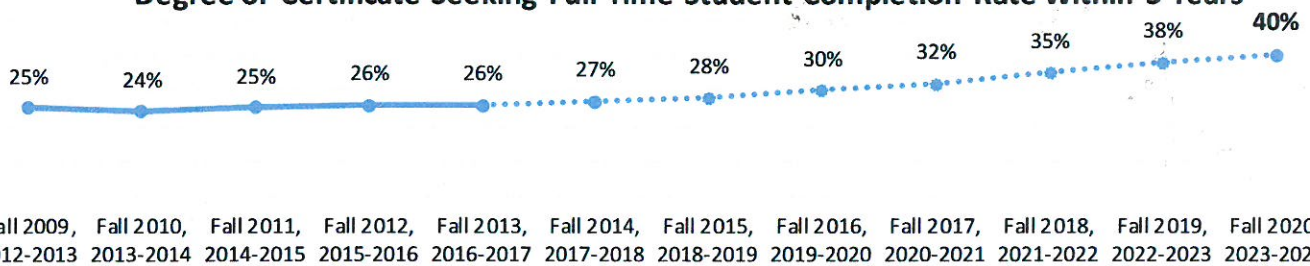
COMPLETION



NOVEMBER 2017

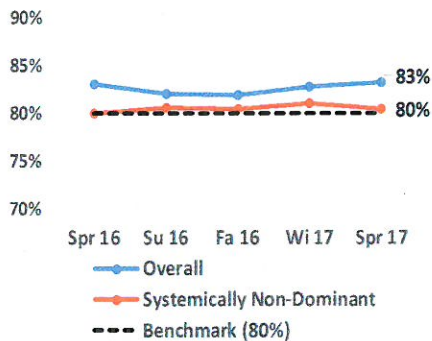
Clark College, in service to the community, guides individuals to achieve their educational and professional goals – including certificate and degree completion – by accomplishing its core theme objectives of academic excellence, social equity,

Degree or Certificate-Seeking Full-Time Student Completion Rate Within 3 Years

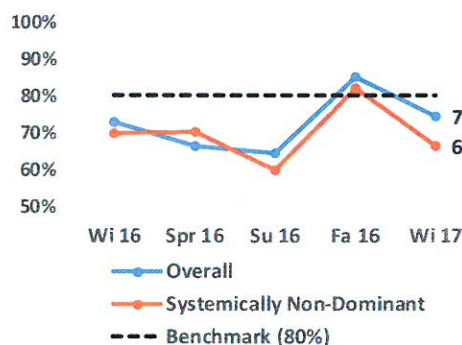


Fall 2009, Fall 2010, Fall 2011, Fall 2012, Fall 2013, Fall 2014, Fall 2015, Fall 2016, Fall 2017, Fall 2018, Fall 2019, Fall 2020, 2012-2013 2013-2014 2014-2015 2015-2016 2016-2017 2017-2018 2018-2019 2019-2020 2020-2021 2021-2022 2022-2023 2023-2024

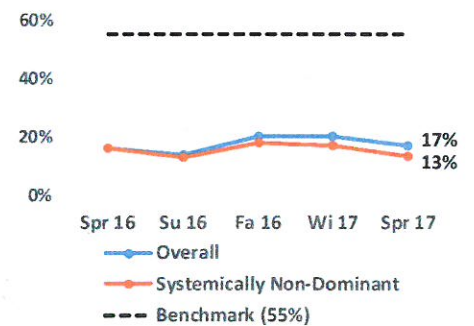
Course Success Rate: Certificate or Degree-Seeking Students



First-to-Second Quarter Retention: Certificate or Degree-Seeking Students



Transfer-Intent Students Completing College-Level Math Within First 4 Quarters



Monthly Highlights

- ◇ The Running Start staff mailed letters to 684 RS seniors who have earned at least 30 credits prior to fall quarter and are enrolled in at least 12 credits for fall. The letter encouraged them to schedule advising appointments to help guide them toward degree completion. Response has been brisk so far!
- ◇ Advisors visited all 52 COLL 101 class sections in fall 2017. Advisors were able to discuss degree requirements, how to utilize the AA transfer degree to best prepare for transfer, and how to build prerequisites into their degree programs.
- ◇ WorkSource conducted a Reboot Information Session to 10 students on October 18. Reboot can provide scholarships to students who are pursuing Manufacturing and Information Technology programs.