

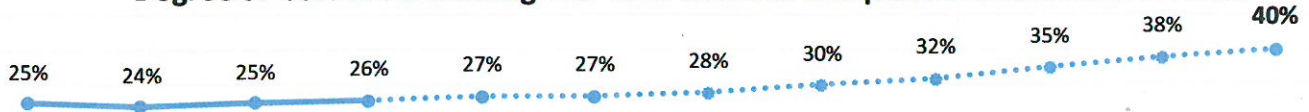
COMPLETION



SEPTEMBER 2017

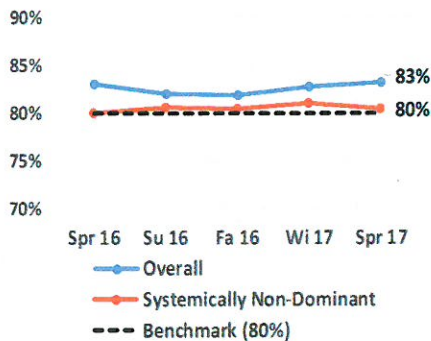
Clark College, in service to the community, guides individuals to achieve their educational and professional goals – including certificate and degree completion – by accomplishing its core theme objectives of academic excellence, social equity,

Degree or Certificate-Seeking Full-Time Student Completion Rate Within 3 Years

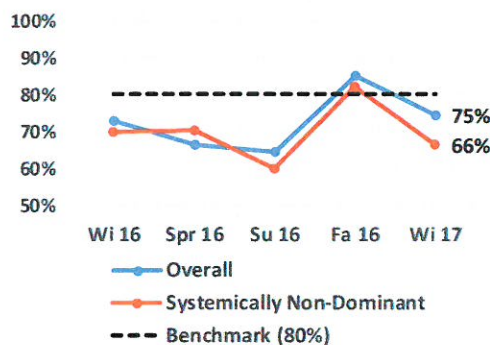


Fall 2009, Fall 2010, Fall 2011, Fall 2012, Fall 2013, Fall 2014, Fall 2015, Fall 2016, Fall 2017, Fall 2018, Fall 2019, Fall 2020, 2012-2013 2013-2014 2014-2015 2015-2016 2016-2017 2017-2018 2018-2019 2019-2020 2020-2021 2021-2022 2022-2023 2023-2024

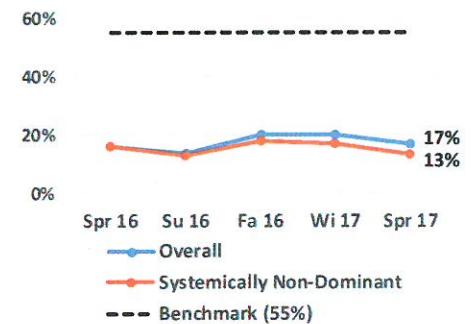
Course Success Rate: Certificate or Degree-Seeking Students



First-to-Second Quarter Retention: Certificate or Degree-Seeking Students



Transfer-Intent Students Completing College-Level Math Within First 4 Quarters



Monthly Highlights

- ◇ Clark College received a \$6,100 donation to support the advancement of the Emergency Grant program administered through Workforce Education Services.
- ◇ The college is preparing for the first institute of the American Association of Community Colleges Pathway Project 2.0. The preparation includes three advance work assignments. College leaders will 1) assess the college's past experiences and potential ability to implement major reform at scale, 2) identify all of the current student success initiatives and map those to components of the four pillars of guided pathways, and 3) identify the risks that must be addressed for successful implementation of guided pathways.
- ◇ Clark has successfully validated Civitas data for its Illume platform, including Illume Students, Illume Courses, and Illume Impact. The plan is to use Civitas to inform development of guided pathways, including course sequencing, developing and evaluating wrap-around support services, and ensuring equity is infused into pathway development.