



ASSEMBLY AREAS

Evacuation Procedure

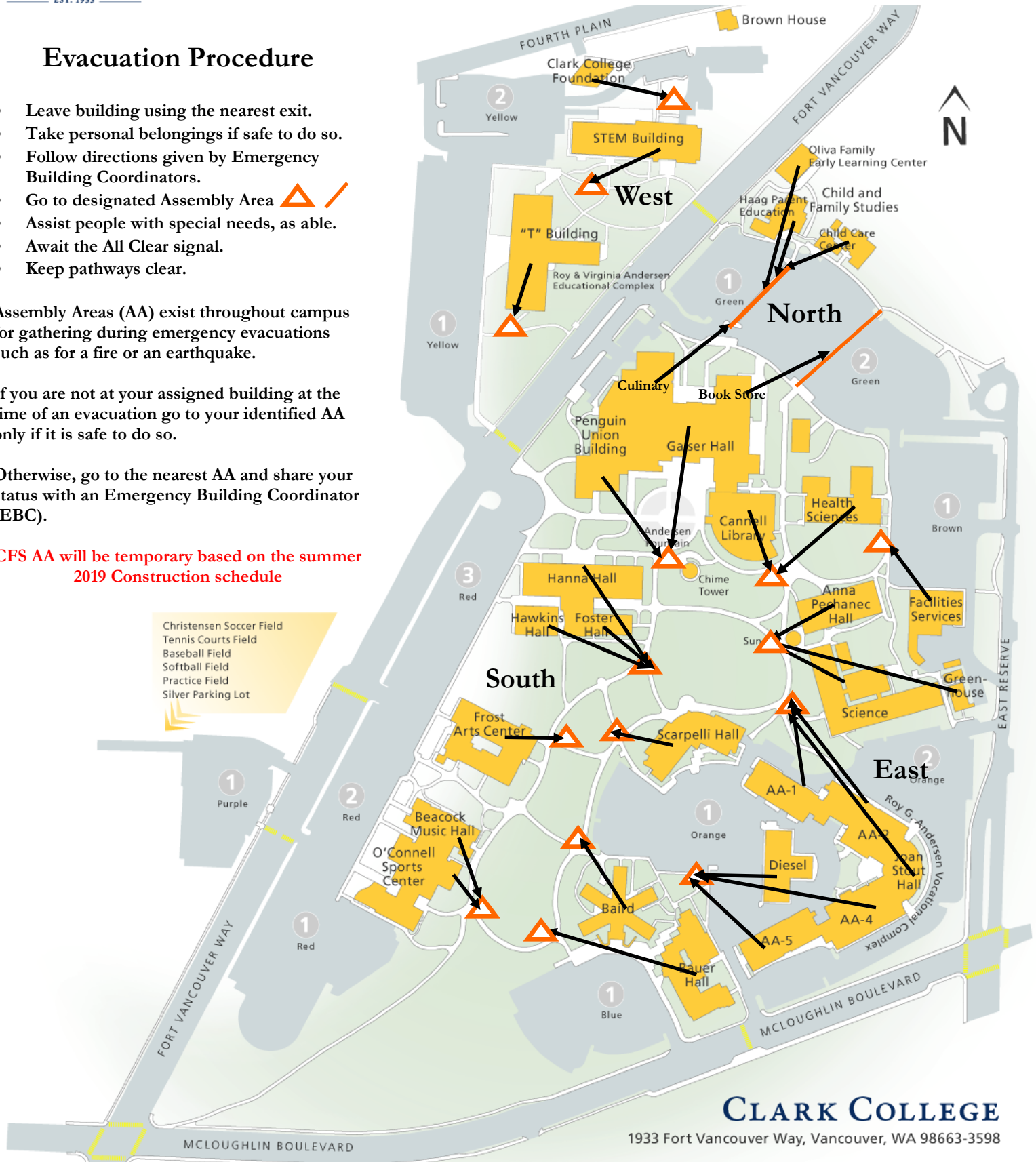
- Leave building using the nearest exit.
- Take personal belongings if safe to do so.
- Follow directions given by Emergency Building Coordinators.
- Go to designated Assembly Area  
- Assist people with special needs, as able.
- Await the All Clear signal.
- Keep pathways clear.

Assembly Areas (AA) exist throughout campus for gathering during emergency evacuations such as for a fire or an earthquake.

If you are not at your assigned building at the time of an evacuation go to your identified AA only if it is safe to do so.

Otherwise, go to the nearest AA and share your status with an Emergency Building Coordinator (EBC).

CFS AA will be temporary based on the summer 2019 Construction schedule



For Police, Fire or Medical help call 911

Clark College Security 360-992-2133